



US008019358B1

(12) **United States Patent**
Ho et al.

(10) **Patent No.:** **US 8,019,358 B1**
(45) **Date of Patent:** **Sep. 13, 2011**

(54) **METHOD AND SYSTEM FOR OBTAINING EMERGENCY CALLER LOCATION**

(75) Inventors: **Chi Fai Ho**, Palo Alto, CA (US); **Shin Cheung Simon Chiu**, Palo Alto, CA (US)

(73) Assignee: **TP Lab, Inc.**, Palo Alto, CA (US)

(*) Notice: Subject to any disclaimer, the term of this patent is extended or adjusted under 35 U.S.C. 154(b) by 1061 days.

(21) Appl. No.: **11/840,866**

(22) Filed: **Aug. 17, 2007**

Related U.S. Application Data

(63) Continuation-in-part of application No. 11/182,219, filed on Jul. 14, 2005.

(51) **Int. Cl.**
H04W 66/00 (2006.01)

(52) **U.S. Cl.** **455/456.2**; 455/456.1; 455/404.1; 455/404.2

(58) **Field of Classification Search** 455/456.1, 455/456.2, 456.3, 456.5, 456.6, 554.1, 404.1, 455/404.2, 521; 379/207.01, 219, 230

See application file for complete search history.

(56) **References Cited**

U.S. PATENT DOCUMENTS

2005/0232164 A1* 10/2005 Anzarouth et al. 370/255
2008/0123625 A1* 5/2008 Buckley 370/352
2009/0216831 A1* 8/2009 Buckner 709/202

* cited by examiner

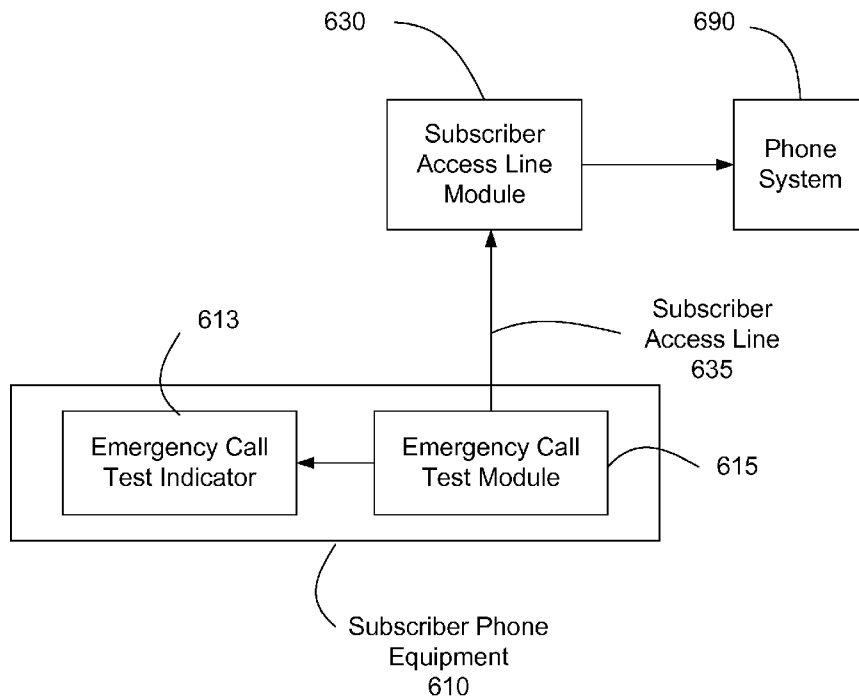
Primary Examiner — Cong Tran

(74) *Attorney, Agent, or Firm* — North Shore Patents, P.C.; Michele Liu Baillie

(57) **ABSTRACT**

A method and system for determining if a phone has changed locations includes a subscriber phone equipment coupled to a phone system through a subscriber access line. The subscriber phone equipment includes a location test module and a datastore. The location test module includes a first subscriber access line identity for the subscriber access line. The datastore includes a first subscriber location for the first subscriber access line identity. The location test module obtains a second subscriber access line identity for the subscriber access line, obtains a second subscriber location for the second subscriber access line identity, and compares the first subscriber location and the second subscriber location. If the first subscriber location does not match the second subscriber location, then the subscriber phone equipment has changed locations. If the first subscriber location matches the second subscriber location, then the subscriber phone equipment has not changed locations.

37 Claims, 8 Drawing Sheets



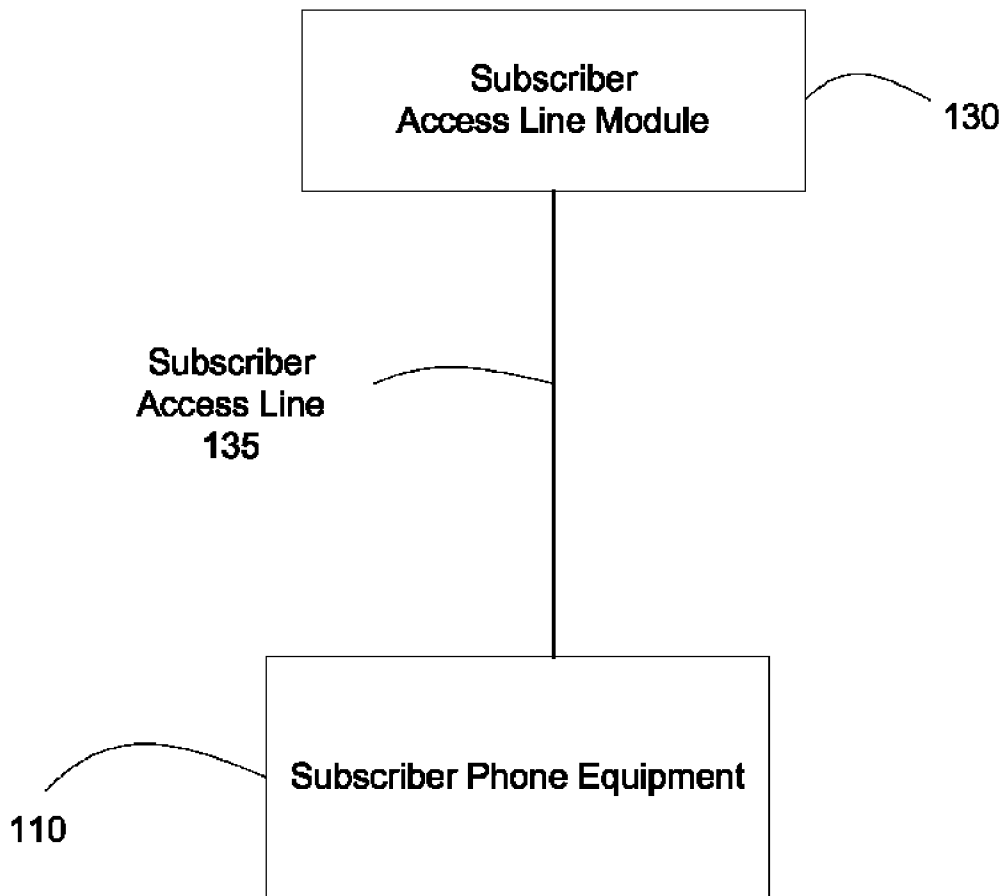


Figure 1

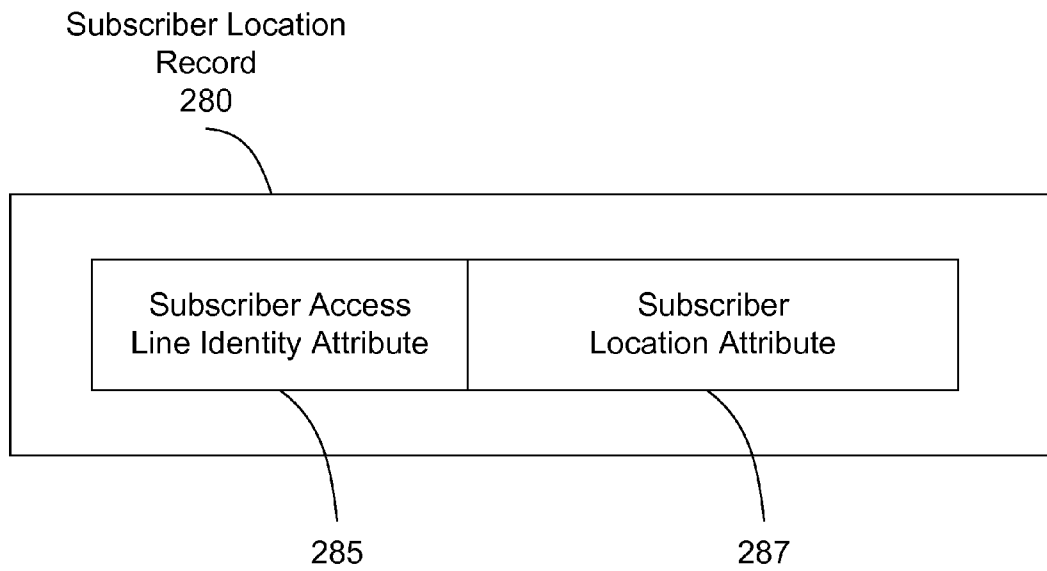


Figure 2

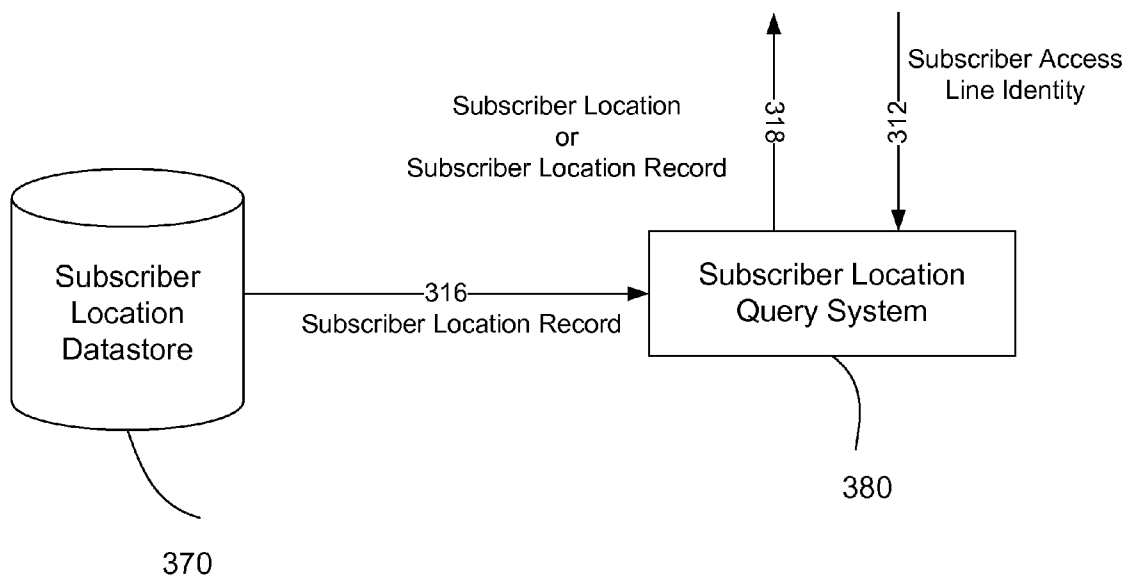


Figure 3

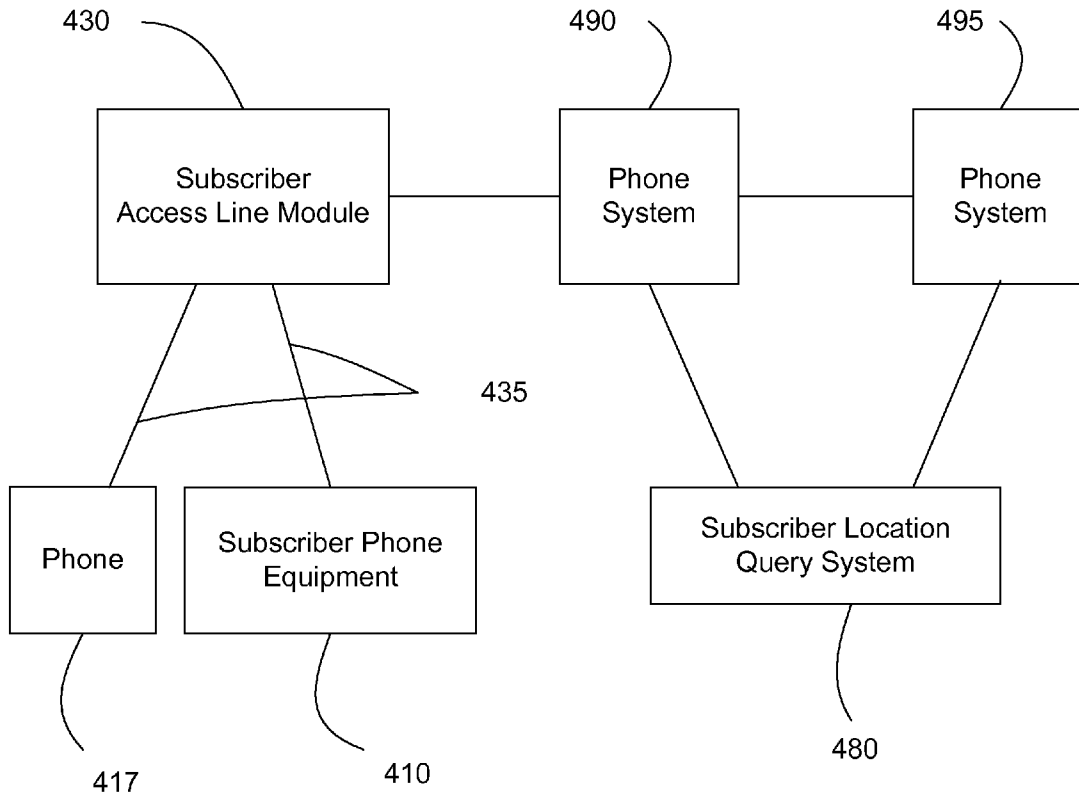


Figure 4

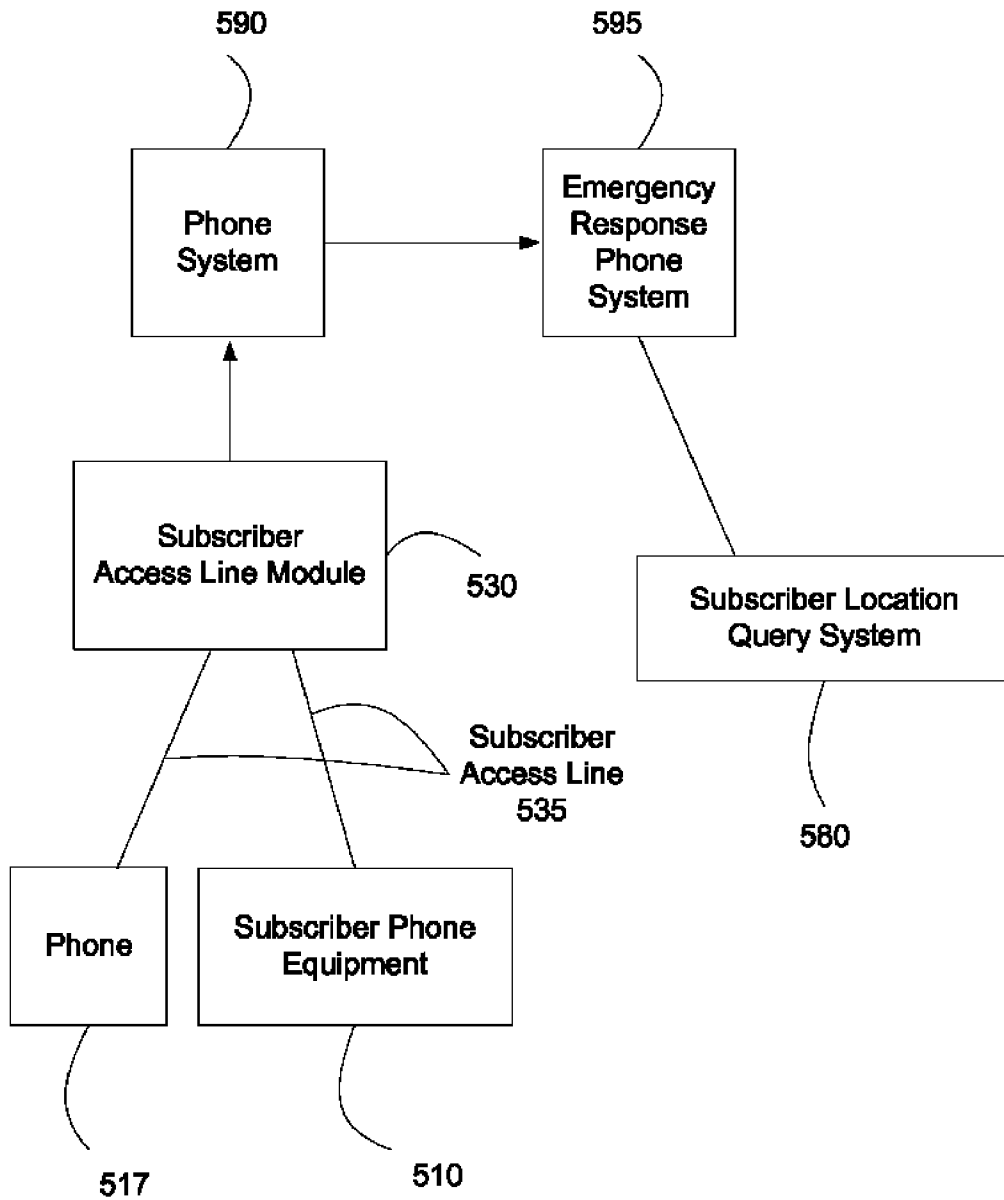


Figure 5

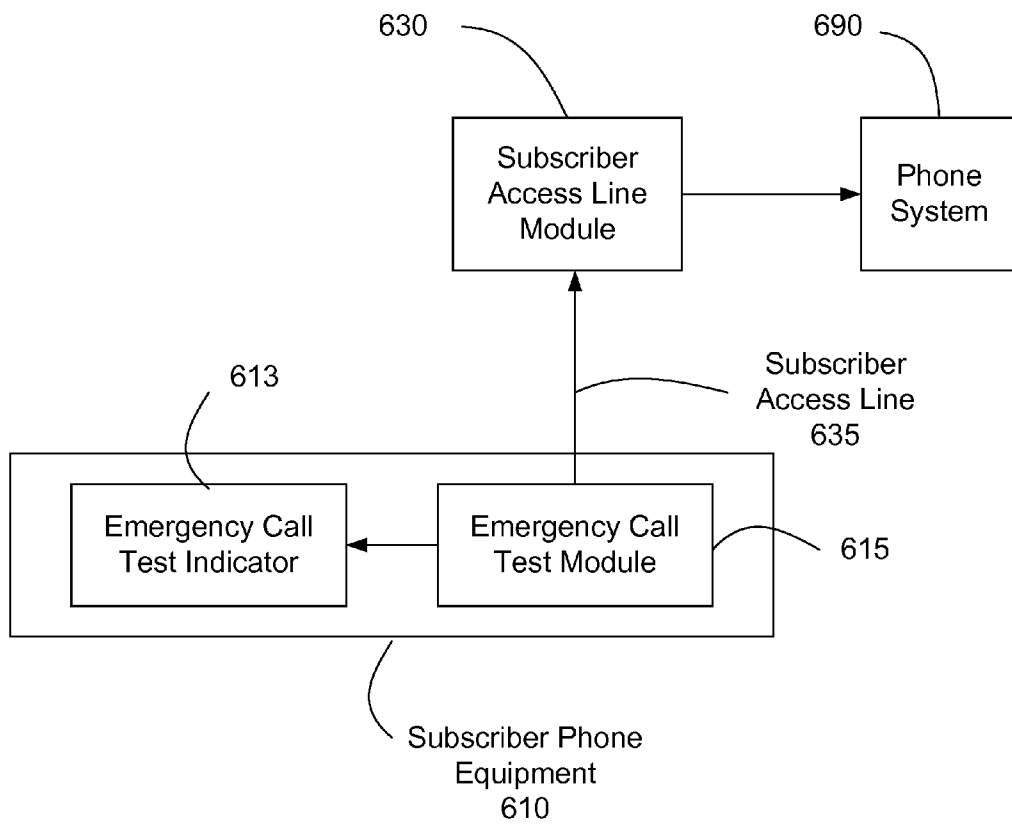


Figure 6

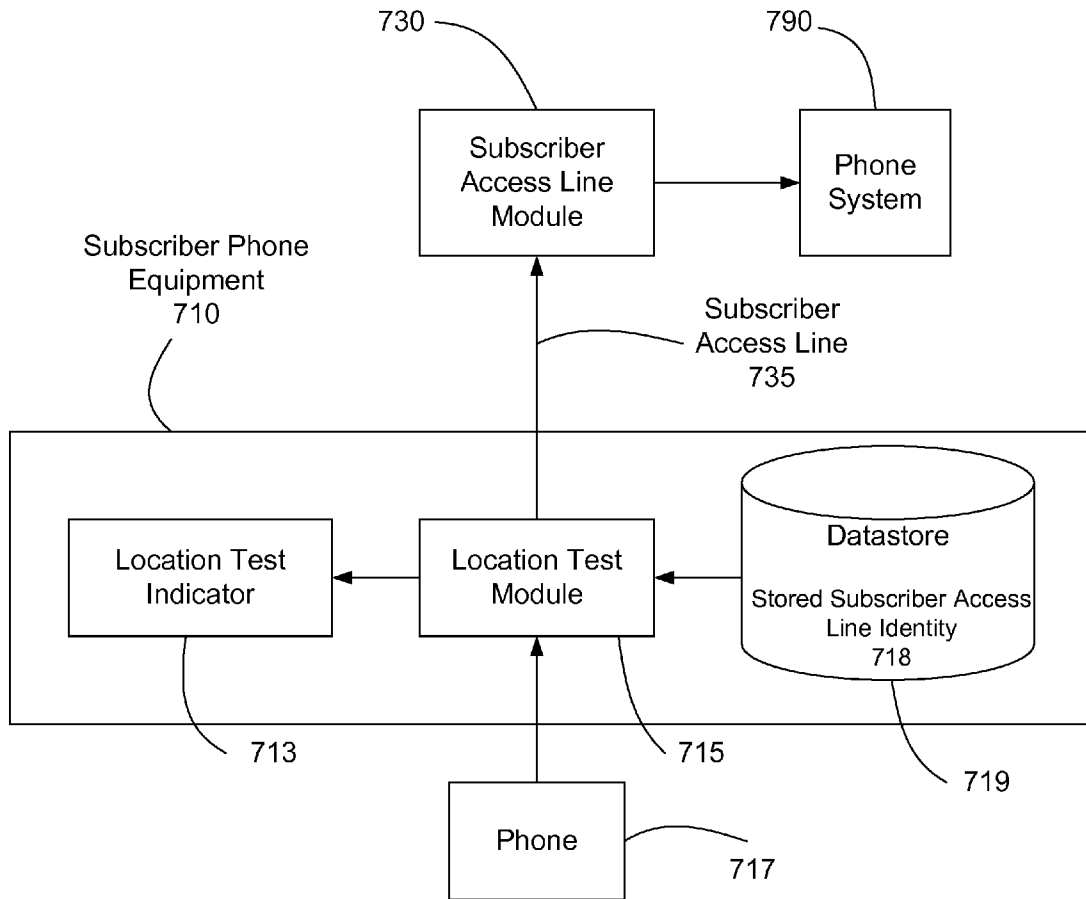


Figure 7

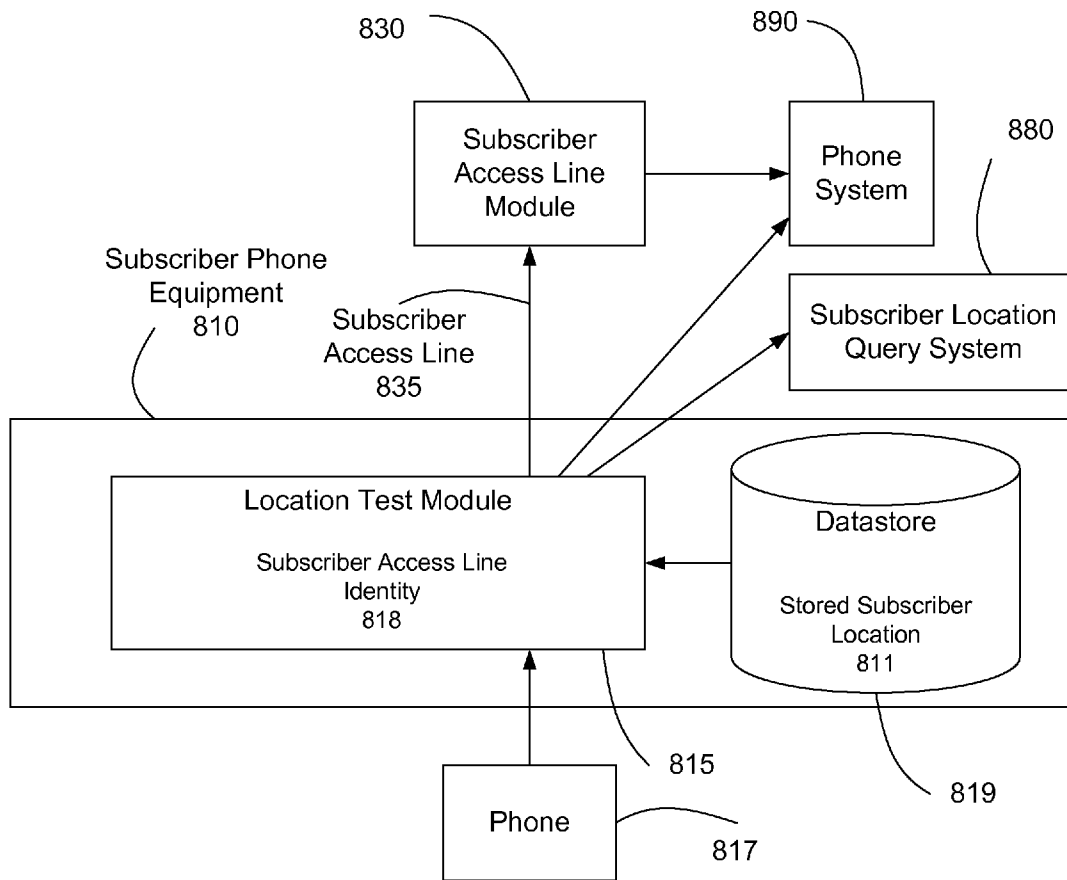


Figure 8

METHOD AND SYSTEM FOR OBTAINING EMERGENCY CALLER LOCATION

CROSS-REFERENCE TO RELATED APPLICATIONS

This application is a continuation-in-part of co-pending U.S. patent application Ser. No. 11/182,219, entitled "Method and System for Obtaining Emergency Caller Location", filed on Jul. 14, 2005.

BACKGROUND

1. Field

This invention relates generally to telecommunications, more specifically, to a method and system to provide location information for voice calls.

2. Related Art

Around the world there are many emergency telephone numbers. For example, in the United States of America, the three-digit telephone number "911" is designated as the universal emergency telephone number. In the case of an emergency, a person can call 911 to reach an operator who can dispatch appropriate emergency services. To help provide the timeliest response, it is helpful and often necessary to have the location of the caller reported to the emergency service dispatcher. This is feature is of utmost importance when the caller is a young child, someone who is very ill or injured or otherwise unable to effectively communicate their location to the emergency services dispatcher. For these services to function properly, the telephone service provider must have means of identifying and reporting the location of the emergency caller.

In a typical scenario, when a subscriber subscribes to a residential telephone service from a service provider, the service provider assigns a telephone number for that subscription and allocates an access line to the subscriber's residence for the service. The access line connects to a telephone system of the residential telephone service. A user connects a telephone to the access line and uses the telephone to receive the residential telephone service.

The location of the subscription is the connecting point of the access line and the telephone. The location is typically the street address of the subscriber's residence. The service provider submits the telephone number and the location of the subscription to create a record in an Automatic Location identity (ALI) database. The record maps the telephone number to the location of the subscription. One of the usages of ALI database is for Emergency call purpose.

When a caller uses the telephone to make an emergency call by dialing "911", the telephone system determines the telephone number associated with the subscription. The telephone system sends a call request to a 911 selective router telephone system. The call request includes the telephone number.

The 911-selective router telephone system receives the telephone number in the call request and retrieves from the ALI database the location of the subscription based on the telephone number. The location is presumably where the caller of the emergency call is. The 911-selective router telephone system uses the location to select a Public Safety Answering Point (PSAP), which is a telephone system. The 911-selective router telephone system further sends the emergency call request to the PSAP. The call request also includes the telephone number.

The PSAP presents the emergency call to an emergency call agent. The PSAP also retrieves from the ALI database the

location of the subscription based on the telephone number in the emergency call request, and informs the emergency call agent of the location from which the call originated. The agent uses the location to dispatch emergency personnel and services.

Recently, various service providers have been rolling out new telephone services. These telephone services include cellular telephone services, and Voice over IP (VoIP) telephone services. Although these telephone services are not the same as traditional residential telephone services, they are either marketed as residential telephone services or subscribers use them as if they are equivalent to residential telephone services. Many consumers mistakenly assume that 911 or emergency services will be available in these new telephone services as they are in traditional residential telephone services. However this is often not the case. Cellular and VoIP telephone services, due to their ability to move from one physical location to another, present a fairly complex problem when it come to providing emergency call services. Especially when those services are highly dependent on knowing from whence the emergency call is being made.

In the case of VoIP telephone service, a user receives VoIP telephone service by connecting an IP telephone to a VoIP telephone system via the Internet. In one scenario, the IP telephone may be connected to a home DSL broadband Internet access gateway. It is also possible to connect the same IP telephone to a neighbor's Cable Modem broadband Internet access gateway. As a further convenience, is it also possible to connect an IP telephone to the IP network of a hotel during an out-of-town trip. In each example, the IP telephone is used to receive VoIP telephone service. While the convenience of being able to travel to any location with an appropriate Internet access, there is a danger associated with assuming that emergency services will be available on the IP telephone as on a regular telephone. To illustrate this danger, consider the following scenario.

While out of town, a user has an accident or encounters an emergency. The user calls 911 on an IP telephone that they have brought from home. The user assumes the 911-emergency call center would know her location, and expects emergency services to arrive in a short period of time. When the emergency call is not answered or when emergency services do not arrive in an hour, the user panics. Whilst in the hotel, the user's spouse calls the user's IP telephone number from their home concerned that emergency services were dispatched to their home for her whilst she is away. From the IP telephone service, the emergency dispatch services had no way of knowing her location.

As shown in the new telephone services, there is a need for a fundamentally new solution to provide the correct location of a caller during an emergency call.

SUMMARY

A method and system for determining if a phone has changed locations includes a subscriber phone equipment coupled to a phone system through a subscriber access line. The subscriber phone equipment includes a location test module and a datastore. The location test module includes a first subscriber access line identity for the subscriber access line. The datastore includes a first subscriber location for the first subscriber access line identity. The location test module obtains a second subscriber access line identity for the subscriber access line, obtains a second subscriber location for the second subscriber access line identity, and compares the first subscriber location and the second subscriber location. If the first subscriber location does not match the second sub-

subscriber location, then the subscriber phone equipment has changed locations. If the first subscriber location matches the second subscriber location, then the subscriber phone equipment has not changed locations.

In one embodiment, the system includes a subscriber location query system, where the subscriber location query system includes a second datastore. The second datastore includes a plurality of subscriber location records, where each subscriber location record includes a subscriber access line identity attribute and a corresponding subscriber location attribute. When the subscriber location query system receives a query from the location test module, the query including the second subscriber access line identity, the subscriber location query system compares the second subscriber access line identity from the query to the subscriber access line identity attribute of the plurality of subscriber location records. If a match is found, the subscriber location query system returns to the location test module the second subscriber location according to the matching subscriber location record.

BRIEF DESCRIPTION OF DRAWINGS

FIG. 1 is a block diagram illustrating the connections between subscriber access line module and subscriber phone equipment through a subscriber access line.

FIG. 2 is a block diagram illustrating a subscriber location record.

FIG. 3 is a block diagram illustrating the connections between a subscriber location datastore and a subscriber location query system.

FIG. 4 is a block diagram illustrating a system for obtaining a subscriber location during a call.

FIG. 5 is a block diagram illustrating a system for handling an emergency call.

FIG. 6 is a block diagram illustrating a method of testing whether or not an emergency call can be made using a subscriber access line.

FIG. 7 is a block diagram illustrating a system for determining whether or not subscriber phone equipment has changed location.

FIG. 8 illustrates a process to determine whether or not subscriber phone equipment has changed location based on subscriber location.

DETAILED DESCRIPTION

Subscriber Phone Equipment, Subscriber Access Line, and Subscriber Access Line Module

FIG. 1 illustrates a subscriber access line module **130** connection to subscriber phone equipment **110**. Subscriber phone equipment **110** connects to subscriber access line module **130** via a subscriber access line **135**. Subscriber access line module **130** can connect to multiple subscriber phone equipment simultaneously through multiple subscriber access lines. Each subscriber access line **135** has a subscriber access line identity. Each subscriber access line **135** has a subscriber location. The subscriber location of a subscriber access line **135** is the location where the subscriber access line **135** connects to subscriber phone equipment **110**. In one embodiment, a subscriber location includes a street address. In another embodiment, a subscriber location includes a building number. In yet another embodiment, a subscriber location includes a room number. In one embodiment, a subscriber location includes a cubicle number. In a different embodiment, a subscriber location includes a geophysical location.

Subscriber access line module **130** manages the association between a subscriber access line **135** and the subscriber access line identity that identifies the subscriber access line **135**. In one embodiment, subscriber access line module **130** includes a Master Distribution Frame (MDF). In another embodiment, subscriber access line module **130** includes a Digital Access Line Access Module (DSLAM). In yet another embodiment, subscriber access line module **130** includes a Digital Loop Carrier (DLC). In a different embodiment, subscriber access line module **130** includes Cable Headend equipment, such as a Cable Modem Termination System (CMTS) or a Cable Data Modem Termination System (CDMTS). In another embodiment, subscriber access line module **130** includes radio network access equipment. In one embodiment, the radio network access equipment includes a Wi-Fi access point, a Worldwide Interoperability for Microwave Access (WiMax) access point, an Ultra-Wideband (UWB) base station, or a cellular base station. In one embodiment, the radio access equipment includes a base station controller (BSC).

In one embodiment, subscriber access line **135** includes a copper local loop. In another embodiment, subscriber access line **135** includes a coaxial cable. In another embodiment, subscriber access line **135** includes a radio frequency band. In one embodiment, subscriber access line **135** includes a multiplex channel within the radio frequency band. In another embodiment, the multiplex channel is based on Time Division Multiplexing Access (TDMA) technology. In another embodiment, the multiplex channel is based on Code Division Multiplexing Access (CDMA) technology. In yet another embodiment, the multiplex channel is based on Frequency Division Multiplexing Access (FDMA) technology. Subscriber Location Record and Subscriber Location Datastore

FIG. 2 illustrates a subscriber location record. A subscriber location record **280** comprises a subscriber access line identity attribute **285** and a subscriber location attribute **287**. In one embodiment, subscriber access line identity attribute **285** includes the subscriber access line identity of a subscriber access line. In one embodiment, subscriber location attribute **287** includes the subscriber location of the subscriber access line. The location stored in the subscriber location attribute can be a physical address such as a street address, a building number, a cubicle number, or geophysical location coordinates.

Subscriber Location Datastore and Subscriber Location Query System

FIG. 3 illustrates a process for querying a subscriber location. Subscriber location datastore **370** connects to a subscriber location query system **380**. Subscriber location datastore **370** includes a plurality of subscriber location records. Subscriber location query system **380** receives a query for a subscriber location. The query includes a subscriber access line identity **312**. In one embodiment, subscriber location query system **380** compares the subscriber access line identity with the subscriber access line identity attribute of multiple subscriber location records in subscriber location datastore **370**. If a matching subscriber location record exists, subscriber location query system **380** selects one or more of the matching subscriber location record **316**.

Subscriber location query system **380** sends the result **318** in response to the query. In one embodiment, the result **318** is the subscriber location extracted from the subscriber location attribute of the selected subscriber location record **316**. In another embodiment, the result is one or more of the selected subscriber location record **316**.

In one embodiment, subscriber location query system **380** receives the query from a network. In one embodiment, the network is a Signaling System 7 (SS7) network. In another embodiment, the network is an Internet Protocol (IP) network. In yet another embodiment, subscriber location query system **380** receives the query over a circuitry connection. In a different embodiment, subscriber location query system **380** receives the query over an Application Programming Interface (API). In a one embodiment, subscriber location query system **380** receives the query via a standard base database access protocol. In another embodiment, subscriber location query system **380** receives the query via a proprietary protocol.

A Method of Obtaining Subscriber Location During a Call

FIG. 4 illustrates a system for obtaining a subscriber location during a call.

Subscriber phone equipment **410** connects to a subscriber access line module **430** over a subscriber access line **435**. A phone **417** connects to subscriber access line module **430** over the subscriber access line **435**. Subscriber access line module **430** connects to a phone system **490**. A user uses phone **417** to make a call.

Phone system **490** receives and processes the call from phone **417**. Phone system **490** determines the subscriber access line identity of the subscriber access line as to where phone **417** is connected.

In one embodiment, phone system **490** determines the subscriber access line identity by correlating the resources in phone system **490**. In one embodiment, the resources include a line card and a port. In another embodiment, the resources include a multiplexing channel in the communications media between phone system **490** and subscriber access line module **430**.

In another embodiment, phone system **490** determines the subscriber access line identity by querying subscriber access line module **430**. In one embodiment, phone system **490** queries subscriber access line module **430** during processing of the call. In another embodiment, phone system **490** queries subscriber access line module **430** before the call.

In another embodiment, phone system **490** connects to subscriber phone equipment **410**. Subscriber phone equipment **410** obtains the subscriber access line identity of subscriber access line **435** from subscriber access line module **430**. Phone system **490** determines the subscriber access line identity by querying subscriber phone equipment **410**. In one embodiment, phone system **490** queries subscriber phone equipment **410** during processing of the call. In another embodiment, phone system **490** queries subscriber phone equipment **410** before the call.

In yet another embodiment, phone **417** stores, includes or otherwise has the subscriber access line identity of subscriber access line **435**. Phone system **490** determines the subscriber access line identity from phone **417**. In one embodiment, phone system **490** determines the subscriber access line identity from phone **417** during processing of the call. In another embodiment, phone system **490** determines the subscriber access line identity from phone **417** before the call.

In FIG. 4, phone system **490** connects to a subscriber location query system **480**. Phone system **490** sends a query to subscriber location query system **480**. The query includes the determined subscriber access line identity. Phone system **490** receives a subscriber location from subscriber location query system **480**.

In one embodiment, phone system **490** connects to another phone system **495**. Phone system **490** sends a call request to phone system **495**. In one embodiment, phone system **490** includes the determined subscriber access line identity in the

call request. phone system **495** receives the determined subscriber access line identity from phone system **490**. Phone system **495** determines the subscriber location from the received subscriber access line identity by querying subscriber location query system **480**.

A Method of Obtaining the Location of a Caller During an Emergency Call.

FIG. 5 illustrates a method of handling an emergency call. Phone system **590** connects to an emergency response phone system **595**. Emergency response phone system **595** comprises one or more phone systems. Emergency response phone system **595** connects to subscriber location query system **580**. Subscriber phone equipment **510** connects to a subscriber access line module **530** over a subscriber access line **535**. phone **517** connects to subscriber access line module **530** over the subscriber access line **535**. Subscriber access line module **530** connects to phone system **590**.

A user makes an emergency call by dialing an emergency number at phone **517**. In one embodiment, the emergency number is "Emergency". In another embodiment, the emergency number is "999". In yet another embodiment, the emergency number is "911". Phone system **590** receives the emergency call, and determines the subscriber access line identity of subscriber access line **535** as illustrated in FIG. 4.

Phone system **590** routes the emergency call to emergency response phone system **595** and sends the determined subscriber access line identity to emergency response phone system **595**.

Emergency response phone system **595** receives the emergency call and the subscriber access line identity. Emergency response phone system **595** determines the subscriber location by querying the subscriber location query system **580** using the received subscriber access line identity. Emergency response phone system **595** presents the emergency call, including the subscriber location, to an agent. The agent dispatches emergency personnel to subscriber location. In one embodiment, the agent dispatches emergency personnel to the street address indicated in the subscriber location. In an embodiment, the agent dispatches emergency personnel to the cubical of a building indicated in the subscriber location. In a different embodiment, the agent dispatches emergency personnel to search in the geophysical location indicated in the subscriber location.

A Method of Obtaining if an Emergency Call can be Made Using a Subscriber Access Line

FIG. 6 illustrates a method of obtaining if an emergency call can be made using a subscriber access line. Subscriber phone equipment **610** includes an emergency call test module **615**. Subscriber phone equipment **610** connects to subscriber access line module **630** over subscriber access line **635**. Subscriber access line module **630** connects to a phone system **690**. Emergency call test module **615** performs a test to determine if an emergency call can be made using the subscriber access line **635**.

In one embodiment, emergency call test module **615** queries subscriber access line module **630**. Subscriber access line module **630** responds with an indication whether or not an emergency call can be made. Emergency call test module **615** checks the indication. If the indication is positive, emergency call test module **615** determines that an emergency call can be made using the subscriber access line **635**.

In another embodiment, subscriber phone equipment **630** connects to phone system **690**. Emergency call test module **615** queries phone system **690**. Phone system **690** responds with an indication whether or not an emergency call can be made. Emergency call test module **615** checks the indication.

If the indication is positive, emergency call test module **615** determines that an emergency call can be made using the subscriber access line **635**.

In one embodiment, emergency call test module **615** sends an off hook signal towards subscriber access line **635**, and checks for an indication of a dial tone. If the indication is positive, emergency call test module **615** determines that an emergency call can be made using the subscriber access line **635**.

In one embodiment, emergency call test module **615** repeats the process a multiple times before determining if an emergency call can be made using the subscriber access line **635**.

In one embodiment, subscriber phone equipment **610** connects to a telephone. Subscriber phone equipment **610** informs the telephone if an emergency call can be made using the subscriber access line **635**.

In one embodiment, subscriber phone equipment **610** further includes an emergency call test indicator **613**. Emergency call test module **615** connects to an emergency call test indicator **613**. In one embodiment, emergency call test indicator **613** includes a visual indicator such as a light or display.

In one embodiment, emergency call test indicator **613** includes a LED as the visual indicator. If emergency call test module **615** determines that an emergency call can be made using the subscriber access line **635**, emergency call test module **615** turns the LED or other visual indicator to green. In one embodiment, if emergency call test module **615** cannot determine an emergency call can be made using the subscriber access line **635**, emergency call test module **615** turns the LED to red.

In another embodiment, emergency call test indicator **613** includes a text display panel. If emergency call test module **615** determines an emergency call can be made using the subscriber access line **635**, emergency call test module **615** displays "emergency call Test Succeeds" on the display panel. In one embodiment, emergency call test module **615** cannot determine that an emergency call can be made using the subscriber access line **635** emergency call test module **615** displays "emergency call Test fails" on the display panel.

In one embodiment, emergency call test module **615** determines repeatedly if an emergency call can be made using the subscriber access line **635**. In one embodiment, emergency call test module **615** performs the process every 30 minutes. In another embodiment, emergency call test module **615** performs the process every hour. In yet another embodiment, emergency call test module **615** performs the process when subscriber phone equipment **610** powers up. In a different embodiment, emergency call test module **615** performs the process when a telephone call is made.

A Method of Determining Whether or not Subscriber Phone Equipment has Changed Location

FIG. 7 illustrates a process to determine whether or not subscriber phone equipment has changed location. Subscriber phone equipment **710** includes a location test module **715**.

A Method of Determining Whether or not Subscriber Phone Equipment has Changed Location Based on Subscriber Access Line Identity

In one embodiment, location test module **715** determines whether or not subscriber phone equipment **710** has changed location by examining the subscriber access line identity of subscriber access line **735**. Subscriber phone equipment **710** connects to subscriber access line module **730** over subscriber access line **735**. Subscriber access line module **730** connects to a phone system **790**.

In one embodiment, location test module **715** connects to datastore **719**. Datastore **719** stores a stored subscriber access line identity **718**. The stored subscriber access line identity **718** is a subscriber access line identity identifying a subscriber access line with subscriber location being the correct location of the subscriber phone equipment **710**. In one embodiment, datastore **719** is a flash memory. In another embodiment, datastore is a hard disk. In yet another embodiment, datastore **719** is a memory.

Location test module **715** obtains the stored subscriber access line identity **718** and stores the stored subscriber access line identity **718** in datastore **719**. In one embodiment, the stored subscriber access line identity **718** is determined when the service provider establishes a service for the subscriber. In one embodiment, during service establishment, the service provider informs the location test module **715** of the stored subscriber access line identity **718**. In another embodiment, location test module **715** obtains from subscriber access line module **730** the stored subscriber access line identity **718**. In another embodiment, stored subscriber access line identity **718** is determined during a service change. In another scenario, the subscriber moves subscriber phone equipment **710** to a new location, and submits a new address to the service provider. The service provider determines a new stored subscriber access line identity **718**. In another embodiment, the service provider informs the location test module **715** of the new stored subscriber access line identity **718**. In yet another embodiment, location test module **715** obtains from subscriber access line module **730** the new stored subscriber access line identity **718**.

In one embodiment, location test module **715** connects to a phone system **790**. Location test module **715** obtains the stored subscriber line identity **718** from phone system **790**.

In one embodiment, location test module **715** connects to a phone **717**. Location test module **715** obtains stored subscriber access line identity **718** from phone **717**.

In one embodiment, location test module **715** is informed when a new stored subscriber line identity **718** is available. In another embodiment, location test module **715** checks for a new stored subscriber line identity **718**. In an embodiment, location test module **715** checks every 5 minutes. In a different embodiment, location test module **715** checks every hour.

Location test module **715** determines whether or not subscriber phone equipment **710** has changed location by matching the stored subscriber access line identity **718** against the subscriber access line identity of subscriber access line **735**. If the match succeeds, location test module **715** concludes that subscriber phone equipment **710** has not changed location.

In one embodiment, location test module **715** obtains the subscriber access line identity of subscriber access line **735** from subscriber access line module **730**. In another embodiment, location test module **715** obtains the subscriber access line identity of subscriber access line **735** from phone system **790**. In yet a different embodiment, location test module **715** obtains the subscriber access line identity of subscriber access line **735** from phone **717**.

A Method of Determining Whether or not Subscriber Phone Equipment has Changed Location in Voice Over IP (VoIP) Phone Services

In one embodiment, phone **717** connects to phone system **790** based on VoIP service. Phone **717** has an IP address. Phone **717** has an IP address as seen by phone system **790**.

In one embodiment, location test module **715** sends a message to phone **717**. In one embodiment, phone **717** responds with an indication about whether or not the IP address of phone **717** has changed. In another embodiment, phone **717** responds with an indication about whether or not the IP

address of phone 717 as seen by phone system 790 has changed. Location test module 715 can determine based on the indication received from phone 717 whether or not subscriber phone equipment 710 has changed location.

In one embodiment, location test module 715 sends a message to phone system 790. In one embodiment, phone system 790 responds with an indication about whether or not the IP address of phone 717 has changed. In another embodiment, phone system 790 responds with an indication about whether or not the IP address of phone 717 as seen by phone system 790 has changed. Location test module 715 can determine based on the indication received from phone system 790 whether or not subscriber phone equipment 710 has changed location.

In one embodiment, location test module 715 sends a message to phone 717 and a message to phone system 790. Location test module 715 concludes that subscriber phone equipment 710 has not changed location if phone 717 responds that the IP address of phone 717 has not changed and phone system 790 responds that the IP address of phone 717 as seen by phone system 790 has not changed.

In another embodiment, location test module 715 tests whether or not subscriber phone equipment 710 has changed location every 30 minutes. In another embodiment, location test module 715 tests whether or not subscriber phone equipment 710 has changed location every hour. In yet another embodiment, location test module 715 tests whether or not subscriber phone equipment 710 has changed location when subscriber phone equipment 710 powers up. In a different embodiment, location test module 715 tests whether or not subscriber phone equipment 710 has changed location when a user makes a telephone call.

In one embodiment, subscriber phone equipment 710 connects to phone 717. Subscriber phone equipment 710 informs phone 717 whether or not subscriber phone equipment 710 has changed location. In one embodiment, subscriber phone equipment 710 further includes a location test indicator 713. Location test module 715 connects to the location test indicator 713.

In according to one embodiment, location test indicator 713 includes a visual indicator such as a light or a display. In one embodiment, the visual indicator is an LED. If location test module 715 determines that subscriber phone equipment 710 has not changed location, location test module 715 turns the LED to green. In one embodiment, if location test module 715 cannot determine that subscriber phone equipment 710 has not changed location, location test module 715 turns the LED to red. In another embodiment, the visual indicator is a display panel. If location test module 715 determines that subscriber phone equipment 710 has not changed location, location test module 717 displays "Location correct" on the display panel. If location test module 715 cannot determine that subscriber phone equipment 710 has not changed location, location Test module 717 displays "Location may be incorrect" on the display panel.

FIG. 8 illustrates a process to determine whether or not subscriber phone equipment has changed location based on subscriber location. Subscriber phone equipment 810 includes a location test module 815. A Method of Determining Whether or not Subscriber Phone Equipment has Changed Location Based on Subscriber Location

In one embodiment, location test module 815 determines whether or not subscriber phone equipment 810 has changed location by examining the subscriber location of subscriber access line 835. Subscriber phone equipment 810 connects to

subscriber access line module 830 over subscriber access line 835. Subscriber access line module 830 connects to a phone system 890.

In one embodiment, location test module 815 connects to datastore 819. Datastore 819 stores a stored subscriber location 811. The stored subscriber location 811 is the location of the subscriber phone equipment 810. In one embodiment, datastore 819 is a flash memory. In another embodiment, datastore is a hard disk. In yet another embodiment, datastore 819 is a memory.

Location test module 815 obtains the stored subscriber location 811 and stores the stored subscriber location 811 in datastore 819. Location test module 815 obtains stored subscriber location 811 based on a subscriber access line identity 818. In one embodiment, subscriber access line identity 818 is determined when the service provider establishes a service for the subscriber. In one embodiment, during service establishment, the service provider informs the location test module 815 of subscriber access line identity 818. In another embodiment, location test module 815 obtains from subscriber access line module 830 subscriber access line identity 818. In another embodiment, subscriber access line identity 818 is determined during a service change.

In another scenario, the subscriber moves subscriber phone equipment 810 to a new location, and submits a new address to the service provider. The service provider determines a new subscriber access line identity 818. In another embodiment, the service provider informs the location test module 815 of the new subscriber access line identity 818. In yet another embodiment, location test module 815 obtains from subscriber access line module 830 the new subscriber access line identity 818.

In one embodiment, location test module 815 connects to a phone system 890. Location test module 815 obtains subscriber access line identity 818 from phone system 890.

In one embodiment, location test module 815 connects to a phone 817. Location test module 815 obtains subscriber access line identity 818 from phone 817.

In one embodiment, location test module 815 is informed when a new subscriber access line identity 818 is available. In another embodiment, location test module 815 checks for a new subscriber access line identity 818. In an embodiment, location test module 815 checks every 5 minutes. In a different embodiment, location test module 815 checks every hour.

In one embodiment, location test module 815 connects to a subscriber location query system 880. Location test module 815 sends a first query to subscriber location query system 880. The first query includes subscriber access line identity 818. Location test module 815 receives a subscriber location from subscriber location query system 880, and stores the received subscriber location as stored subscriber location 811 in datastore 819. In one embodiment, location test module 815 connects to subscriber location query system 880 over a network. In one embodiment, subscriber phone equipment 810 includes subscriber location query system 880.

In one embodiment, location test module 815 obtains subscriber location from phone system 890. In one embodiment, location test module 815 queries phone system 890 for subscriber location. In one embodiment, location test module 815 includes subscriber access line identity 818 in the query. In one embodiment, phone system 890 determines subscriber access line identity 818 by correlating the resources in phone system 890. Location test module 815 receives a subscriber location from phone system 890, and stored the received subscriber location as stored subscriber location 811.

Location test module 815 determines whether or not subscriber phone equipment 810 has changed location by match-

ing the stored subscriber location **811** against the subscriber location of subscriber access line **835**. Location test module **815** obtains the subscriber location of subscriber access line **835** by querying subscriber location query system **880**.

In one embodiment, location test module **815** obtains the subscriber access line identity of subscriber access line **835** from subscriber access line module **830**. In another embodiment, location test module **815** obtains the subscriber access line identity of subscriber access line **835** from phone system **890**. In yet a different embodiment, location test module **815** obtains the subscriber access line identity of subscriber access line **835** from phone **817**.

In one embodiment, location test module **815** sends a second query to subscriber location query system **880**. The second query includes the subscriber access line identity of subscriber access line **835**. Location test module **815** receives the subscriber location of subscriber access line **835**.

In one embodiment, location test module **815** obtains subscriber location of subscriber access line **835** from phone system **890**. In one embodiment, location test module **815** queries phone system **890** for a subscriber location. In one embodiment, location test module **815** includes subscriber access line identity of subscriber access line **835** in the query. In one embodiment, phone system **890** determines subscriber access line identity of subscriber access line **835** by correlating the resources in phone system **890**. Location test module **815** receives subscriber location of subscriber access line **835** from phone system **890**.

If the stored subscriber location **811** matches the subscriber location of subscriber access line **835**, location test module **815** concludes that subscriber phone equipment **810** has not changed location. If the match fails, location test module **815** concludes that subscriber phone equipment **810** has changed location.

Combining Emergency Call Test and Location Test

In one embodiment, subscriber phone equipment includes an emergency call test module and a location test module. Subscriber phone equipment can perform both tests provided for by the emergency call test module and the location test module. In one embodiment, subscriber phone equipment further connects to a test indicator. The test indicator can include a visual indicator such as a light or a display.

In one embodiment, emergency call test module determines whether or not an emergency call can be made and location test module determines whether or not subscriber phone equipment has changed location. In one embodiment, emergency call test module determines that an emergency call can be made and determines that subscriber phone equipment has not changed locations; then subscriber phone equipment turns the visual indicator, such as an LED, to green. In another embodiment, emergency call test module determines that an emergency call can be made and location test module cannot determine whether or not subscriber phone equipment has changed location; then subscriber phone equipment turns the visual indicator, such as an LED, to yellow. In yet another embodiment, emergency call test module cannot determine that an emergency call can be made and location test module determines that subscriber phone equipment has not changed location; subscriber phone equipment turns the LED to amber. In one other embodiment, emergency call test module cannot determine that an emergency call can be made and location test module cannot determine that subscriber phone equipment has not changed location; subscriber phone equipment turns the LED to red.

In a different embodiment, the test indicator visual indicator is a display panel. Subscriber phone equipment displays

corresponding messages on the display panel based on the combined test results of emergency call test module and location test module.

Subscriber Location Changes During an Emergency Call

While a user is making an emergency call, the user may move from a location to another location. The phone system handling the call can discover, from time to time, the subscriber access line identity of the subscriber access line to which the phone is connected. In one embodiment, after obtaining a subscriber access line identity, the phone system sends the subscriber access line identity to the emergency response phone system. In another embodiment, the phone system detects a change in subscriber access line identity, and sends the new subscriber access line identity to the emergency response phone system. The emergency response phone system further presents to the agent with an updated subscriber location.

A Method of Selecting a Phone System while Making Emergency Calls in a VoIP Service Scenario

In FIG. 5, when a phone **517** makes an emergency call, phone **517** routes the emergency call to a phone system **590**. In one embodiment, the telephone service is a VoIP service. The VoIP service provider is typically not the service provider for the subscriber access line **535**. In one embodiment, the subscriber access line service provider offers telephone services and has a plurality of phone system from the subscriber access line service provider. When a user makes an emergency call, the user can select a phone system from the subscriber access line service provider to handle the emergency call.

In one embodiment, the phone **517** recognizes the emergency call and routes the emergency call to a phone system from the subscriber access line service provider. In another embodiment, the phone **517** is connected to the subscriber phone equipment **510**. The subscriber phone equipment **510** recognizes the emergency call and routes the emergency call to a phone system from the subscriber access line service provider.

In another embodiment, the subscriber access line module **530** recognizes the emergency call and routes the emergency call to a phone system from the subscriber access line service provider.

Types of Phone Calls that Require Subscriber Location Information

The above description applies to emergency calls that require subscriber location information. However, there are many other scenarios in which would be helpful, advantageous or necessary to obtain the subscriber location of a telephone call. In one embodiment, phone system can use subscriber access line identities to determine the location information for calls such as location specific directory services, marketing information for premium pay per use phone services and toll-free service calls.

Described herein are techniques for methods and systems of obtaining the location of a caller during an emergency phone call. In the following description, for purposes of explanation, numerous examples and specific details are set forth in order to provide a thorough understanding of the present invention. It will be evident, however, to one skilled in the art that the present invention as defined by the claims may include some or all of the features in these examples alone or in combination with other features described below, and may further include obvious modifications and equivalents of the features and concepts described herein.

We claim:

1. A method for determining if a phone has changed locations, comprising:

13

- (a) providing a subscriber phone equipment coupled to a phone system through a subscriber access line, the subscriber phone equipment comprising:
 a location test module comprising a first subscriber access line identity for the subscriber access line, and
 a datastore comprising a first subscriber location for the first subscriber access line identity;
- (b) obtaining by the location test module a second subscriber access line identity for the subscriber access line;
- (c) obtaining by the location test module a second subscriber location for the second subscriber access line identity; and
- (d) comparing by the location test module the first subscriber location and the second subscriber location.
2. The method of claim 1, further comprising:
- (e) determining that the subscriber phone equipment has changed locations, if the first subscriber location does not match the second subscriber location.
3. The method of claim 1, further comprising:
- (e) determining that the subscriber phone equipment has not changed locations, if the first subscriber location matches the second subscriber location.
4. The method of claim 1, wherein the subscriber phone equipment comprises a location test indicator for indicating whether the subscriber phone equipment has changed locations.
5. The method of claim 1, wherein the location test module obtains the first subscriber access line identity or the second subscriber access line identity from a service provider.
6. The method of claim 5, wherein a service provided by the service provider comprises a directory service, a pay-per-use service, or a free service.
7. The method of claim 6, wherein the service is provided based on the first subscriber location or the second subscriber location.
8. The method of claim 1, wherein the location test module obtains the first subscriber access line identity or the second subscriber access line identity from the phone system.
9. The method of claim 8, wherein the location test module sends a query to the phone system, the query comprising the first subscriber access line identity, wherein the location test module receives from the phone system the first subscriber location and stores the first subscriber location in the datastore.
10. The method of claim 1, wherein the obtaining (c) comprises:
- (c1) sending a query to a subscriber location query system, the query comprising the second subscriber access line identity;
- (c2) receiving the second location from the subscriber location query system.
11. The method of claim 1, wherein the first subscriber location or the second subscriber location comprises a geographic location.
12. The method of claim 11, wherein the first subscriber location or the second subscriber location comprises a street address, a building number, or a room number.
13. A method for determining if a phone has changed locations, comprising:
- (a) providing a subscriber phone equipment coupled to a phone system through a subscriber access line, the subscriber phone equipment comprising:
 a location test module comprising a first subscriber access line identity for the subscriber access line, and
 a datastore comprising a first subscriber location for the first subscriber access line identity;

14

- (b) obtaining by the location test module a second subscriber access line identity for the subscriber access line;
- (c) sending a query to a subscriber location query system, the query comprising the second subscriber access line identity, wherein the subscriber location query system comprises a second datastore, wherein the second datastore comprises a plurality of subscriber location records, wherein each subscriber location record comprises a subscriber access line identity attribute and a corresponding subscriber location attribute,
 wherein the subscriber location query system receives the query from the location test module, compares the second subscriber access line identity from the query to the subscriber access line identity attribute of the plurality of subscriber location records, and
 if a match is found, returning to the location test module the second subscriber location according to the matching subscriber location record
- (d) receiving the second location from the subscriber location query system; and
- (e) comparing by the location test module the first subscriber location and the second subscriber location.
14. The method of claim 1, wherein the obtaining (c) is performed periodically.
15. The method of claim 1, wherein the first subscriber access line identity or the second subscriber access line identity comprises an IP address.
16. The method of claim 1, wherein the subscriber access line is coupled to a wireless network, a Wi-Fi access point, or a cellular base station.
17. The method of claim 16, wherein the first subscriber location or the second subscriber location comprises a location of the Wi-Fi access point or the cellular base station.
18. A system, comprising:
 a subscriber access line; and
 a subscriber phone equipment coupled to a phone system through the subscriber access line, the subscriber phone equipment comprising:
 a location test module comprising a first subscriber access line identity for the subscriber access line, and
 a datastore comprising a first subscriber location for the first subscriber access line identity,
 wherein the location test module obtains a second subscriber access line identity for the subscriber access line, obtains a second subscriber location for the second subscriber access line identity, and compares the first subscriber location and the second subscriber location.
19. The system of claim 18, wherein the location test module determines that the subscriber phone equipment has changed locations if the first subscriber location does not match the second subscriber location.
20. The system of claim 18, wherein the location test module determines that the subscriber phone equipment has not changed locations if the first subscriber location matches the second subscriber location.
21. The system of claim 18, wherein the subscriber phone equipment further comprises a location test indicator or indicating whether the subscriber phone equipment has changed locations.
22. The system of claim 18 wherein the location test module obtains the first subscriber access line identity or the second subscriber access line identity from a service provider.
23. The system of claim 22, wherein a service provided by the service provider comprises a directory service, a pay-per-use service, or a free service.

15

24. The system of claim 23, wherein the service is provided based on the first subscriber location or the second subscriber location.

25. The system of claim 18, wherein the location test module obtains the first subscriber access line identity or the second subscriber access line identity from the phone system.

26. The system of claim 25, wherein the location test module sends a query to the phone system, the query comprising the first subscriber access line identity, wherein the location test module receives from the phone system the first subscriber location and stores the first subscriber location in the datastore.

27. The system of claim 18, wherein the location test module obtains the second subscriber location periodically.

28. The system of claim 18, wherein the first subscriber access line identity or second subscriber access line identity comprises an IP address.

29. The system of claim 18, wherein the subscriber access line is coupled to a wireless network, a Wi-Fi access point, or a cellular base station.

30. The system of claim 29, wherein the first subscriber location or the second subscriber location comprises a location of the Wi-Fi access point or the cellular base station.

31. The system of claim 18, wherein the first subscriber location or the second subscriber location comprises a geographic location.

32. The system of claim 31, wherein the first subscriber location or the second subscriber location comprises a street address, a building number, or a room number.

33. A system, comprising
 a subscriber access line;
 a subscriber phone equipment coupled to a phone system through the subscriber access line, the subscriber phone equipment comprising:

a location test module comprising a first subscriber access line identity for the subscriber access line, and a datastore comprising a first subscriber location for the first subscriber access line identity,

wherein the location test module obtains a second subscriber access line identity for the subscriber access line; and

a subscriber location query system, the subscriber location query system comprising a second datastore, wherein the second datastore comprises a plurality of subscriber location records, wherein each subscriber location record comprises a subscriber access line identity attribute and a corresponding subscriber location attribute,

wherein the subscriber location query system receives a query from the location test module, the query comprising the second subscriber access line identity,

16

wherein the subscriber location query system compares the second subscriber access line identity from the query to the subscriber access line identity attribute of the plurality of subscriber location records, and wherein if a match is found, returning to the location test module the second subscriber location according to the matching subscriber location record,

wherein the location test module obtains the second subscriber location for the second subscriber access line identity and compares the first subscriber location and the second subscriber location.

34. The system of claim 33, wherein the wireless access equipment comprises a cellular base station or a WiFi access point.

35. A method for determining if a wireless phone has changed locations, comprising:

(a) providing a subscriber wireless phone equipment coupled to a wireless phone system through a subscriber access line comprising a channel between the subscriber wireless phone and a wireless network access equipment, the subscriber wireless phone equipment comprising:

a location test module comprising a first subscriber access line identity for the subscriber access line, and a datastore comprising a first subscriber location for the first subscriber access line identity;

(b) obtaining by the location test module a second subscriber access line identity for the subscriber access line;

(c) obtaining by the location test module a second subscriber location for the second subscriber access line identity; and

(d) comparing by the location test module the first subscriber location and the second subscriber location.

36. The method of claim 35, wherein the wireless access equipment comprises a cellular base station or a WiFi access point.

37. A system, comprising:

a subscriber wireless phone equipment coupled to a wireless phone system through a subscriber access line comprising a channel between the subscriber wireless phone and a wireless network access equipment, the subscriber wireless phone equipment comprising:

a location test module comprising a first subscriber access line identity for the subscriber access line, and a datastore comprising a first subscriber location for the first subscriber access line identity,

wherein the location test module obtains a second subscriber access line identity for the subscriber access line, obtains a second subscriber location for the second subscriber access line identity, and compares the first subscriber location and the second subscriber location.

* * * * *