



US008121613B1

(12) **United States Patent**  
**Ho et al.**

(10) **Patent No.:** **US 8,121,613 B1**

(45) **Date of Patent:** **Feb. 21, 2012**

(54) **METHOD AND SYSTEM FOR OBTAINING  
EMERGENCY CALLER LOCATION**

(56) **References Cited**

(75) Inventors: **Chi Fai Ho**, Palo Alto, CA (US); **Shin  
Cheung Simon Chiu**, Palo Alto, CA  
(US)

U.S. PATENT DOCUMENTS

2005/0026650	A1*	2/2005	Russell	.....	455/554.1
2005/0083911	A1*	4/2005	Grabelsky et al.	.....	370/352
2006/0030335	A1*	2/2006	Zellner et al.	.....	455/456.1
2009/0011777	A1*	1/2009	Grunebach et al.	.....	455/456.3
2009/0259544	A1*	10/2009	Link et al.	.....	705/14.1
2009/0325551	A1*	12/2009	Zellner et al.	.....	455/414.1

(73) Assignee: **TP LAB, Inc.**, Palo Alto, CA (US)

\* cited by examiner

(\*) Notice: Subject to any disclaimer, the term of this patent is extended or adjusted under 35 U.S.C. 154(b) by 705 days.

*Primary Examiner* — Ajit Patel  
*Assistant Examiner* — Khai M Nguyen  
(74) *Attorney, Agent, or Firm* — North Shore Patents, P.C.; Michele Liu Baillie

(21) Appl. No.: **12/205,883**

(57) **ABSTRACT**

(22) Filed: **Sep. 7, 2008**

Methods and systems for obtaining the location of a caller during an emergency or other telephone call. Before or during a call, a phone system can obtain from one or more sources a subscriber access line identity associated with a subscriber location record that includes a subscriber access line identity attribute and a subscriber location attribute. A phone system can send a query that includes the subscriber access line identity to a subscriber location query system that returns a subscriber location record or a subscriber location to the phone system. The phone system can then display the caller location information to a phone system, an agent or operator so that emergency services can be quickly and accurately dispatched. Using similar procedure and a memory, phone systems can also determine if a subscriber phone has or is changing location. Methods for testing the emergency call capabilities of a subscriber access line.

**Related U.S. Application Data**

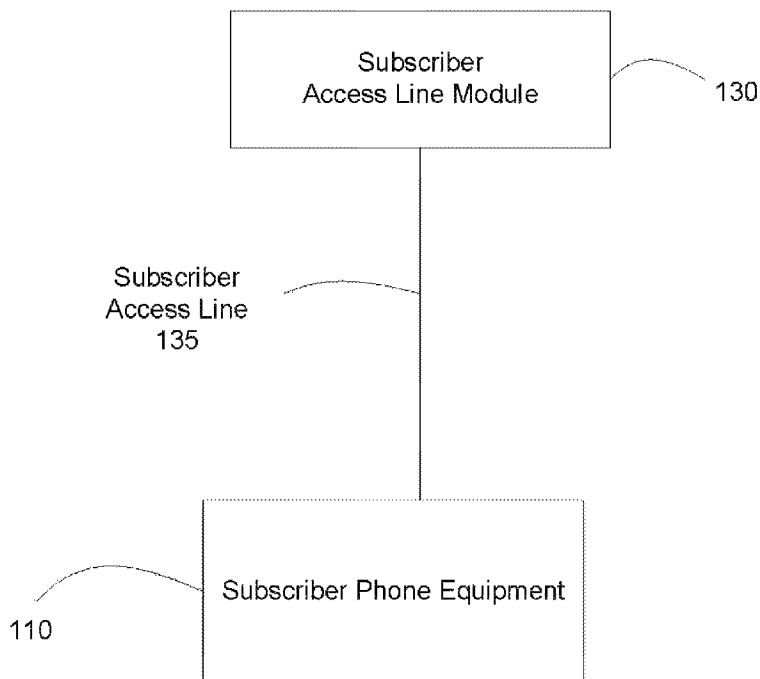
(63) Continuation of application No. 11/750,281, filed on May 17, 2007, now Pat. No. 8,032,109.

(51) **Int. Cl.**  
**H04W 24/00** (2009.01)

(52) **U.S. Cl.** ..... **455/456.1**; 455/456.2; 455/456.3; 455/456.5; 455/456.6; 455/554.1

(58) **Field of Classification Search** ..... 455/456.1, 455/456.2, 456.3, 456.5, 456.6, 554.1  
See application file for complete search history.

**36 Claims, 7 Drawing Sheets**



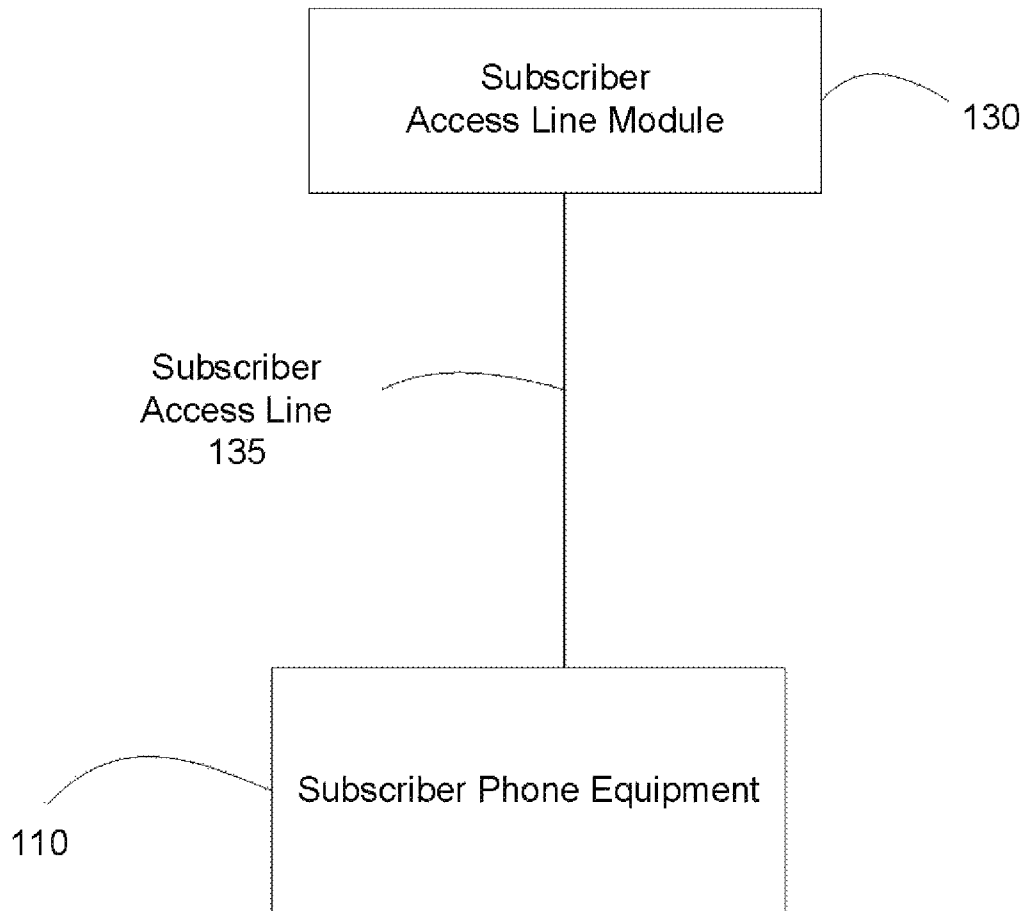


Figure 1

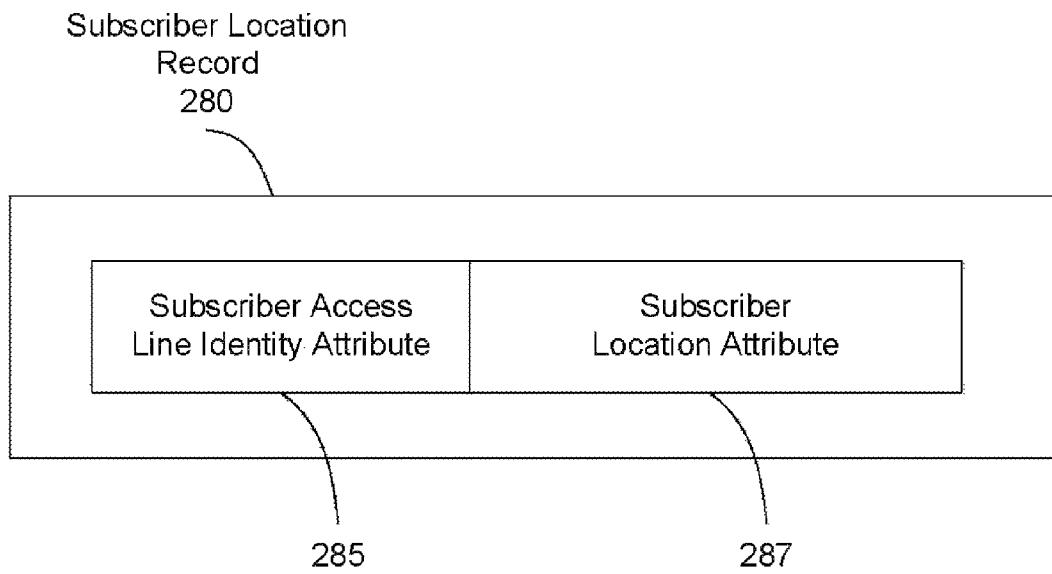


Figure 2

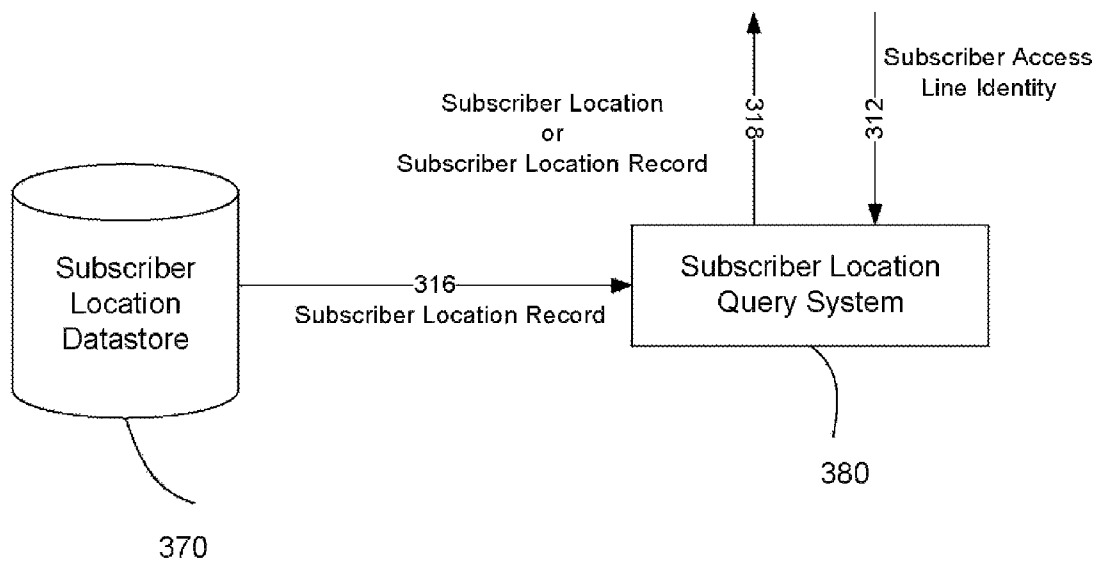


Figure 3

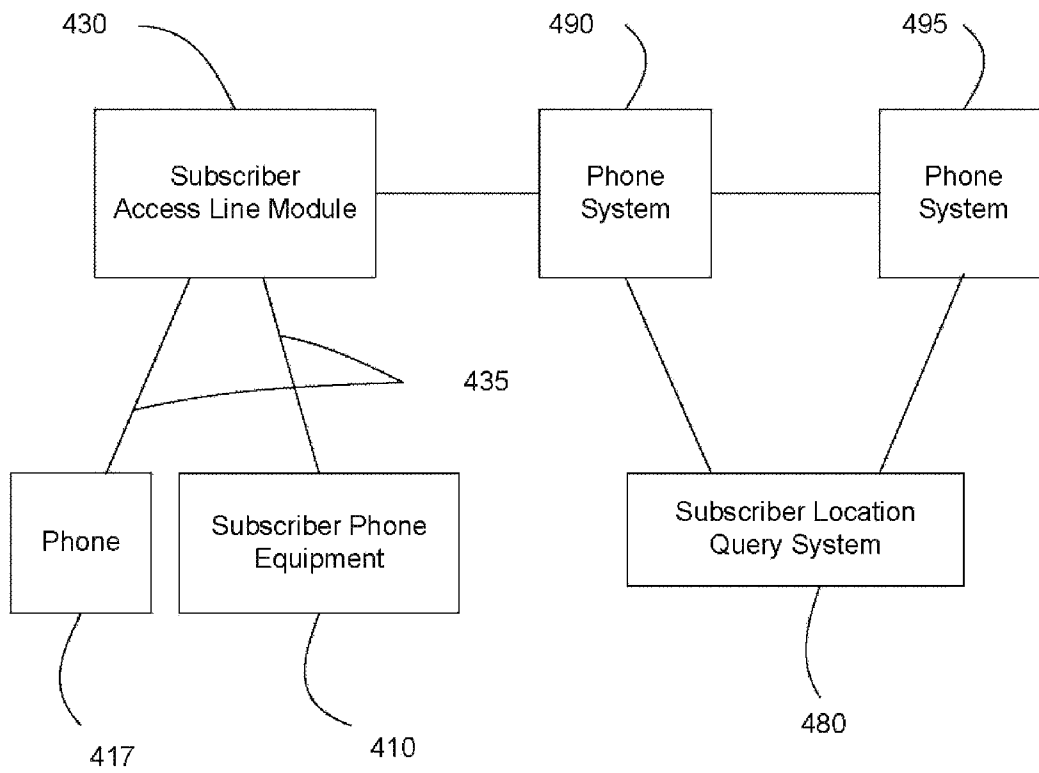


Figure 4

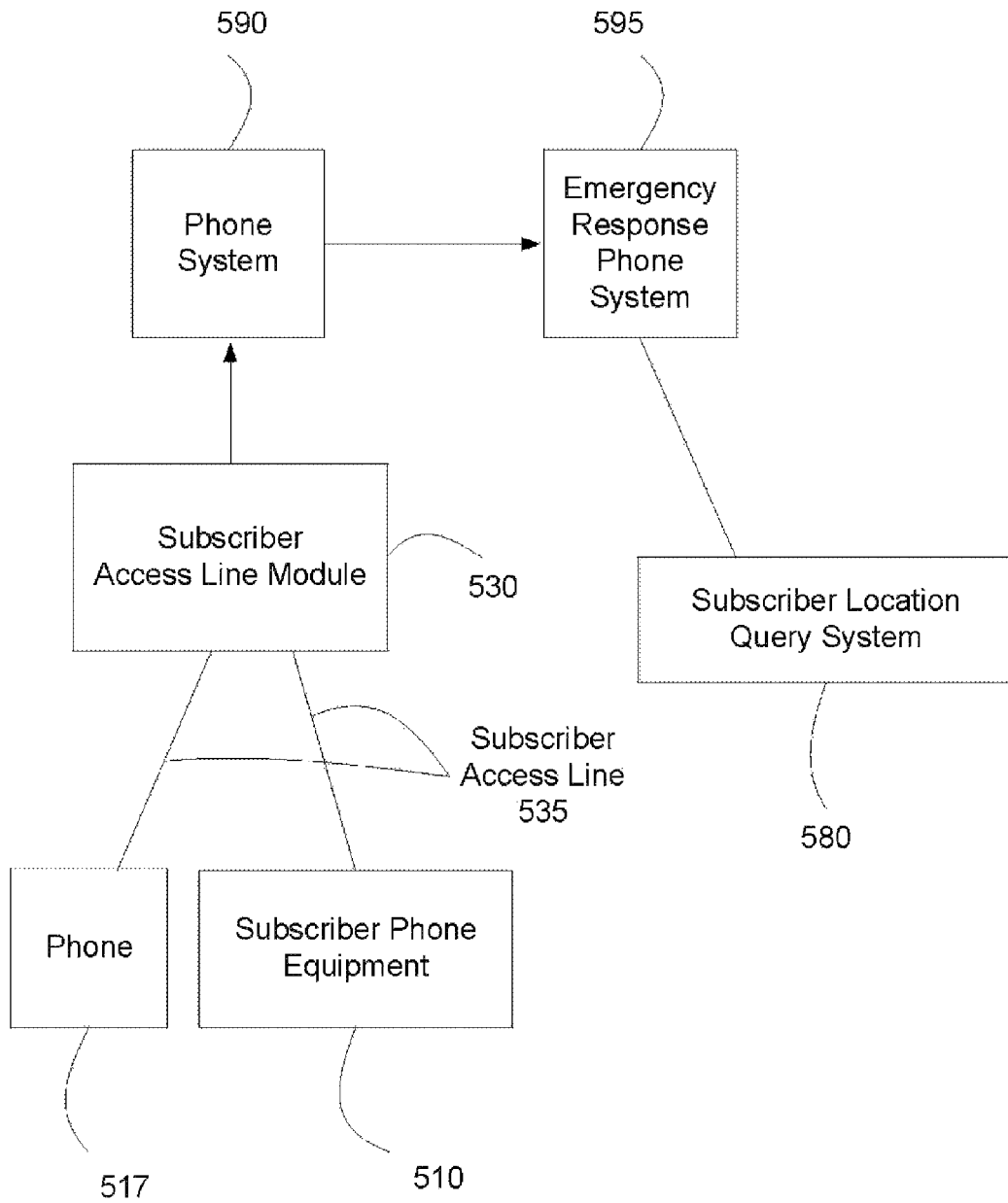


Figure 5

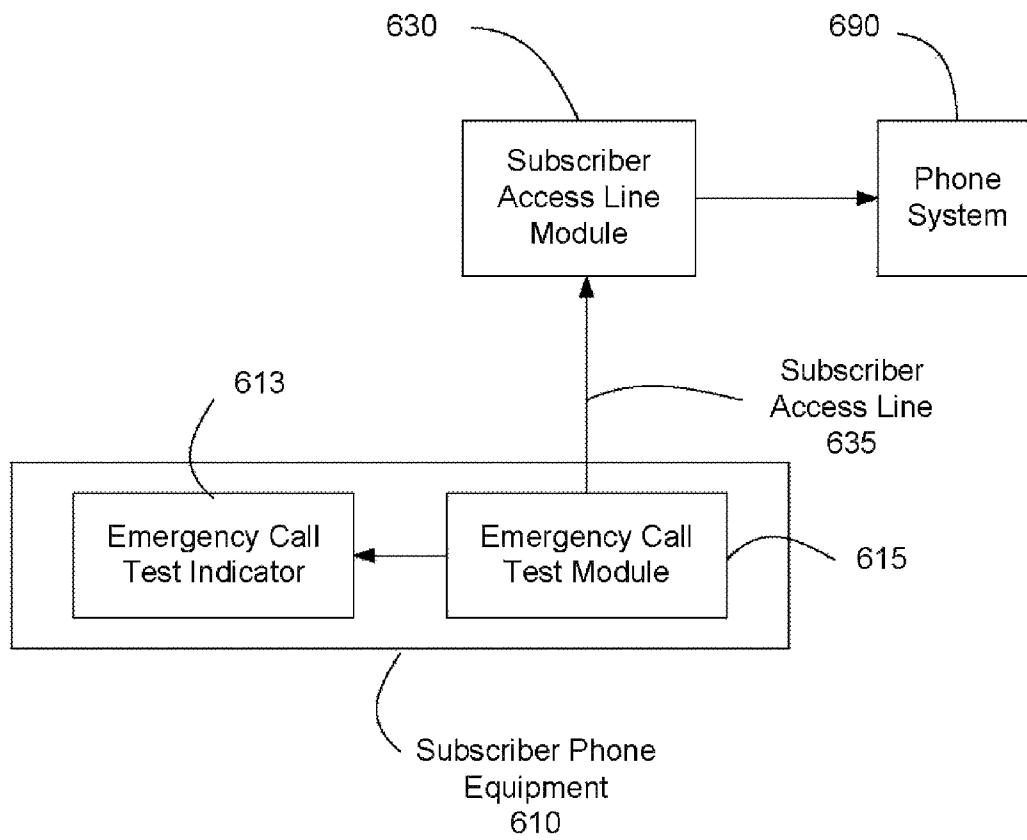


Figure 6

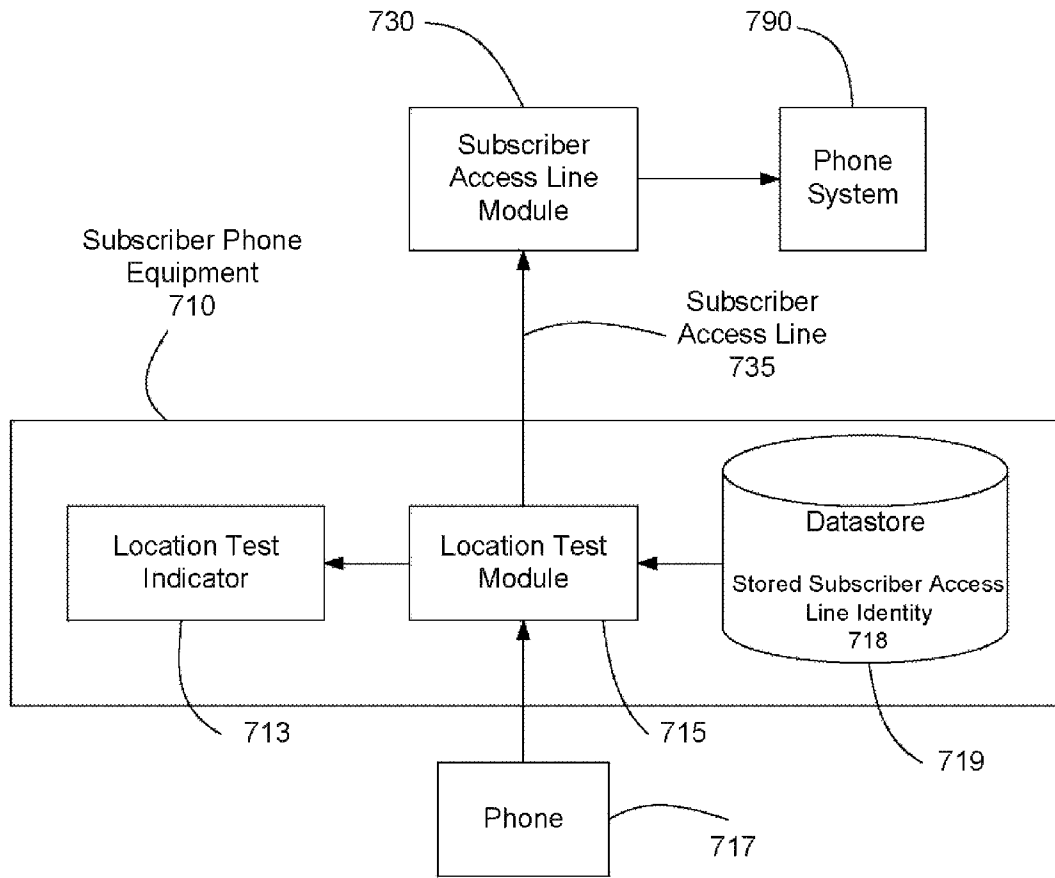


Figure 7



## METHOD AND SYSTEM FOR OBTAINING EMERGENCY CALLER LOCATION

### CROSS-REFERENCE TO RELATED APPLICATIONS

This application is a continuation of co-pending U.S. patent application entitled, "Method and System for Obtaining Emergency Caller Location", Ser. No. 11/750,281, filed on May 17, 2007. Patent application Ser. No. 11/750,281 in turn is a continuation of U.S. patent application with Ser. No. 11/182,219, filed on Jul. 14, 2005, and which issued as U.S. Pat. No. 7,272,402 on Sep. 18, 2007.

### BACKGROUND OF THE INVENTION

#### 1. Field

This invention relates generally to telecommunications, more specifically, to a method and system to provide location information for voice calls.

#### 2. Related Art

Around the world there are many emergency telephone numbers. For example, in the United States of America, the three-digit telephone number "911" is designated as the universal emergency telephone number. In the case of an emergency, a person can call 911 to reach an operator who can dispatch appropriate emergency services. To help provide the timeliest response, it is helpful and often necessary to have the location of the caller reported to the emergency service dispatcher. This is feature is of utmost importance when the caller is a young child, someone who is very ill or injured or otherwise unable to effectively communicate their location to the emergency services dispatcher. For these services to function properly, the telephone service provider must have means of identifying and reporting the location of the emergency caller.

In a typical scenario, when a subscriber subscribes to a residential telephone service from a service provider, the service provider assigns a telephone number for that subscription and allocates an access line to the subscriber's residence for the service. The access line connects to a telephone system of the residential telephone service. A user connects a telephone to the access line and uses the telephone to receive the residential telephone service.

The location of the subscription is the connecting point of the access line and the telephone. The location is typically the street address of the subscriber's residence. The service provider submits the telephone number and the location of the subscription to create a record in an Automatic Location Identity (ALI) database. The record maps the telephone number to the location of the subscription. One of the usages of ALI database is for Emergency call purpose.

When a caller uses the telephone to make an emergency call by dialing "911", the telephone system determines the telephone number associated with the subscription. The telephone system sends a call request to a 911 selective router telephone system. The call request includes the telephone number.

The 911-selective router telephone system receives the telephone number in the call request and retrieves from the ALI database the location of the subscription based on the telephone number. The location is presumably where the caller of the emergency call is. The 911-selective router telephone system uses the location to select a Public Safety Answering Point (PSAP), which is a telephone system. The

911-selective router telephone system further sends the emergency call request to the PSAP. The call request also includes the telephone number.

The PSAP presents the emergency call to an emergency call agent. The PSAP also retrieves from the ALI database the location of the subscription based on the telephone number in the emergency call request, and informs the emergency call agent of the location from which the call originated. The agent uses the location to dispatch emergency personnel and services.

Recently, various service providers have been rolling out new telephone services. These telephone services include cellular telephone services, and Voice over IP (VoIP) telephone services. Although these telephone services are not the same as traditional residential telephone services, they are either marketed as residential telephone services or subscribers use them as if they are equivalent to residential telephone services. Many consumers mistakenly assume that 911 or emergency services will be available in these new telephone services as they are in traditional residential telephone services. However this is often not the case. Cellular and VoIP telephone services, due to their ability to move from one physical location to another, present a fairly complex problem when it come to providing emergency call services. Especially when those services are highly dependent on knowing from whence the emergency call is being made.

In the case of VoIP telephone service, a user receives VoIP telephone service by connecting an IP telephone to a VoIP telephone system via the Internet. In one scenario, the IP telephone may be connected to a home DSL broadband Internet access gateway. It is also possible to connect the same IP telephone to a neighbor's Cable Modem broadband Internet access gateway. As a further convenience, it is also possible to connect an IP telephone to the IP network of a hotel during an out-of-town trip. In each example, the IP telephone is used to receive VoIP telephone service. While the convenience of being able to travel to any location with an appropriate Internet access, there is a danger associated with assuming that emergency services will be available on the IP telephone as on a regular telephone. To illustrate this danger, consider the following scenario.

While out of town, a user has an accident or encounters an emergency. The user calls 911 on an IP telephone that they have brought from home. The user assumes the 911-emergency call center would know her location, and expects emergency services to arrive in a short period of time. When the emergency call is not answered or when emergency services do not arrive in an hour, the user panics. Whilst in the hotel, the user's spouse calls the user's IP telephone number from their home concerned that emergency services were dispatched to their home for her whilst she is away. From the IP telephone service, the emergency dispatch services had no way of knowing her location.

As shown in the new telephone services, there is a need for a fundamentally new solution to provide the correct location of a caller during an emergency call.

### BRIEF SUMMARY OF THE INVENTION

Embodiments of the present include systems and methods for obtaining the location of a caller during a telephone call.

In one embodiment, a phone system obtains the subscriber access line identity of a subscriber access line and sends it to a subscriber location query system which then returns a subscriber location or a subscriber location record.

In another embodiment, subscriber phone equipment or phone can store a subscriber access line identity. The sub-

subscriber line identity stored in the subscriber phone equipment or phone can be used to retrieve the subscriber location record with the corresponding subscriber access line identity stored in its subscriber access line identity attribute and a known location stored in its subscriber location attribute to compare to subscriber access line identities obtained during calls to determine if the subscriber phone equipment, has changed location.

In yet another embodiment, the emergency call capabilities of a subscriber access line are determined by an emergency call test module sending out a test signal or query to a subscriber access line module, a phone system or subscriber access line.

Additional embodiments will be evident from the following detailed description and accompanying drawings, which provide a better understanding of the nature and advantages of the present invention

#### BRIEF DESCRIPTION OF THE SEVERAL VIEWS OF THE FIGURES

FIG. 1 is a block diagram illustrating the connections between subscriber access line module and subscriber phone equipment through a subscriber access line.

FIG. 2 is a block diagram illustrating a subscriber location record.

FIG. 3 is a block diagram illustrating the connections between a subscriber location datastore and a subscriber location query system.

FIG. 4 is a block diagram illustrating a system for obtaining a subscriber location during a call.

FIG. 5 is a block diagram illustrating a system for handling an emergency call.

FIG. 6 is a block diagram illustrating a method of testing whether or not an emergency call can be made using a subscriber access line.

FIG. 7 is a block diagram illustrating a system for determining whether or not subscriber phone equipment has changed location.

#### DETAILED DESCRIPTION OF THE INVENTION

Subscriber Phone Equipment, Subscriber Access Line, and Subscriber Access Line Module

FIG. 1 illustrates a subscriber access line module 130 connection to subscriber phone equipment 110. Subscriber phone equipment 110 connects to subscriber access line module 130 via a subscriber access line 135. Subscriber access line module 130 can connect to multiple subscriber phone equipment simultaneously through multiple subscriber access lines. Each subscriber access line 135 has a subscriber access line identity. Each subscriber access line 135 has a subscriber location. The subscriber location of a subscriber access line 135 is the location where the subscriber access line 135 connects to subscriber phone equipment 110. In one embodiment, a subscriber location includes a street address. In another embodiment, a subscriber location includes a building number. In yet another embodiment, a subscriber location includes a room number. In one embodiment, a subscriber location includes a cubicle number. In a different embodiment, a subscriber location includes a geophysical location.

Subscriber access line module 130 manages the association between a subscriber access line 135 and the subscriber access line identity that identifies the subscriber access line 135. In one embodiment, subscriber access line module 130 includes a Master Distribution Frame (MDF). In another

embodiment, subscriber access line module 130 includes a Digital Access Line Access Module (DSLAM). In yet another embodiment, subscriber access line module 130 includes a Digital Loop Carrier (DLC). In a different embodiment, subscriber access line module 130 includes Cable Headend equipment, such as a Cable Modem Termination System (CMTS) or a Cable Data Modem Termination System (CDMTS). In another embodiment, subscriber access line module 130 includes radio network access equipment, such as base stations and base station controllers (BSC).

In one embodiment, subscriber access line 135 includes a copper local loop. In another embodiment, subscriber access line 135 includes a coaxial cable. In another embodiment, subscriber access line 135 includes a radio frequency band. In one embodiment, subscriber access line 135 includes a multiplex channel within the radio frequency band. In another embodiment, the multiplex channel is based on Time Division Multiplexing Access (TDMA) technology. In another embodiment, the multiplex channel is based on Code Division Multiplexing Access (CDMA) technology. In yet another embodiment, the multiplex channel is based on Frequency Division Multiplexing Access (FDMA) technology.

Subscriber Location Record and Subscriber Location Datastore

FIG. 2 illustrates a subscriber location record. A subscriber location record 280 comprises a subscriber access line identity attribute 285 and a subscriber location attribute 287. In one embodiment, subscriber access line identity attribute 285 includes the subscriber access line identity of a subscriber access line. In one embodiment, subscriber location attribute 287 includes the subscriber location of the subscriber access line. The location stored in the subscriber location attribute can be a physical address such as a street address, a building number, a cubicle number, or geophysical location coordinates.

Subscriber Location Datastore and Subscriber Location Query System

FIG. 3 illustrates a process for querying a subscriber location. Subscriber location datastore 370 connects to a subscriber location query system 380. Subscriber location datastore 370 includes a plurality of subscriber location records. Subscriber location query system 380 receives a query for a subscriber location. The query includes a subscriber access line identity 312. In one embodiment, subscriber location query system 380 compares the subscriber access line identity with the subscriber access line identity attribute of multiple subscriber location records in subscriber location datastore 370. If a matching subscriber location record exists, subscriber location query system 380 selects one or more of the matching subscriber location record 316.

Subscriber location query system 380 sends the result 318 in response to the query. In one embodiment, the result 318 is the subscriber location extracted from the subscriber location attribute of the selected subscriber location record 316. In another embodiment, the result is one or more of the selected subscriber location record 316.

In one embodiment, subscriber location query system 380 receives the query from a network. In one embodiment, the network is a Signaling System 7 (SS7) network. In another embodiment, the network is an Internet Protocol (IP) network. In yet another embodiment, subscriber location query system 380 receives the query over a circuitry connection. In a different embodiment, subscriber location query system 380 receives the query over an Application Programming Interface (API). In a one embodiment, subscriber location query system 380 receives the query via a standard base

database access protocol. In another embodiment, subscriber location query system **380** receives the query via a proprietary protocol.

A Method of Obtaining Subscriber Location During a Call  
FIG. 4 illustrates a system for obtaining a subscriber location during a call.

Subscriber phone equipment **410** connects to a subscriber access line module **430** over a subscriber access line **435**. A phone **417** connects to subscriber access line module **430** over the subscriber access line **435**. Subscriber access line module **430** connects to a phone system **490**. A user uses phone **417** to make a call.

Phone system **490** receives and processes the call from phone **417**. Phone system **490** determines the subscriber access line identity of the subscriber access line as to where phone **417** is connected.

In one embodiment, phone system **490** determines the subscriber access line identity by correlating the resources in phone system **490**. In one embodiment, the resources include a line card and a port. In another embodiment, the resources include a multiplexing channel in the communications media between phone system **490** and subscriber access line module **430**.

In another embodiment, phone system **490** determines the subscriber access line identity by querying subscriber access line module **430**. In one embodiment, phone system **490** queries subscriber access line module **430** during processing of the call. In another embodiment, phone system **490** queries subscriber access line module **430** before the call.

In another embodiment, phone system **490** connects to subscriber phone equipment **410**. Subscriber phone equipment **410** obtains the subscriber access line identity of subscriber access line **435** from subscriber access line module **430**. Phone system **490** determines the subscriber access line identity by querying subscriber phone equipment **410**. In one embodiment, phone system **490** queries subscriber phone equipment **410** during processing of the call. In another embodiment, phone system **490** queries subscriber phone equipment **410** before the call.

In yet another embodiment, phone **417** stores, includes or otherwise has the subscriber access line identity of subscriber access line **435**. Phone system **490** determines the subscriber access line identity from phone **417**. In one embodiment, phone system **490** determines the subscriber access line identity from phone **417** during processing of the call. In another embodiment, phone system **490** determines the subscriber access line identity from phone **417** before the call.

In FIG. 4, phone system **490** connects to a subscriber location query system **480**. Phone system **490** sends a query to subscriber location query system **480**. The query includes the determined subscriber access line identity. Phone system **490** receives a subscriber location from subscriber location query system **480**.

In one embodiment, phone system **490** connects to another phone system **495**. Phone system **490** sends a call request to phone system **495**. In one embodiment, phone system **490** includes the determined subscriber access line identity in the call request. Phone system **495** receives the determined subscriber access line identity from phone system **490**. Phone system **495** determines the subscriber location from the received subscriber access line identity by querying subscriber location query system **480**.

A Method of Obtaining the Location of a Caller During an Emergency Call.

FIG. 5 illustrates a method of handling an emergency call. Phone system **590** connects to an emergency response phone system **595**. Emergency response phone system **595** com-

prises one or more phone systems. Emergency response phone system **595** connects to subscriber location query system **580**. Subscriber phone equipment **510** connects to a subscriber access line module **530** over a subscriber access line **535**. Phone **517** connects to subscriber access line module **530** over the subscriber access line **535**. Subscriber access line module **530** connects to phone system **590**.

A user makes an emergency call by dialing an emergency number at phone **517**. In one embodiment, the emergency number is "Emergency". In another embodiment, the emergency number is "999". In yet another embodiment, the emergency number is "911". Phone system **590** receives the emergency call, and determines the subscriber access line identity of subscriber access line **535** as illustrated in FIG. 4.

Phone system **590** routes the emergency call to emergency response phone system **595** and sends the determined subscriber access line identity to emergency response phone system **595**.

Emergency response phone system **595** receives the emergency call and the subscriber access line identity. Emergency response phone system **595** determines the subscriber location by querying the subscriber location query system **580** using the received subscriber access line identity. Emergency response phone system **595** presents the emergency call, including the subscriber location, to an agent. The agent dispatches emergency personnel to subscriber location. In one embodiment, the agent dispatches emergency personnel to the street address indicated in the subscriber location. In an embodiment, the agent dispatches emergency personnel to the cubical of a building indicated in the subscriber location. In a different embodiment, the agent dispatches emergency personnel to search in the geophysical location indicated in the subscriber location.

A Method of Obtaining if an Emergency Call can be Made Using a Subscriber Access Line

FIG. 6 illustrates a method of obtaining if an emergency call can be made using a subscriber access line. Subscriber phone equipment **610** includes an emergency call test module **615**. Subscriber phone equipment **610** connects to subscriber access line module **630** over subscriber access line **635**. Subscriber access line module **630** connects to a phone system **690**. Emergency call test module **615** performs a test to determine if an emergency call can be made using the subscriber access line **635**.

In one embodiment, emergency call test module **615** queries subscriber access line module **630**. Subscriber access line module **630** responds with an indication whether or not an emergency call can be made. Emergency call test module **615** checks the indication. If the indication is positive, emergency call test module **615** determines that an emergency call can be made using the subscriber access line **635**.

In another embodiment, subscriber phone equipment **630** connects to phone system **690**. Emergency call test module **615** queries phone system **690**. Phone system **690** responds with an indication whether or not an emergency call can be made. Emergency call test module **615** checks the indication. If the indication is positive, emergency call test module **615** determines that an emergency call can be made using the subscriber access line **635**.

In one embodiment, emergency call test module **615** sends an off hook signal towards subscriber access line **635**, and checks for an indication of a dial tone. If the indication is positive, emergency call test module **615** determines that an emergency call can be made using the subscriber access line **635**.

In one embodiment, emergency call test module 615 repeats the process a multiple times before determining if an emergency call can be made using the subscriber access line 635.

In one embodiment, subscriber phone equipment 610 connects to a telephone. Subscriber phone equipment 610 informs the telephone if an emergency call can be made using the subscriber access line 635.

In one embodiment, subscriber phone equipment 610 further includes an emergency call test indicator 613. Emergency call test module 615 connects to an emergency call test indicator 613. In one embodiment, emergency call test indicator 613 includes a visual indicator such as a light or display.

In one embodiment, emergency call test indicator 613 includes a LED as the visual indicator. If emergency call test module 615 determines that an emergency call can be made using the subscriber access line 635, emergency call test module 615 turns the LED or other visual indicator to green. In one embodiment, if emergency call test module 615 cannot determine an emergency call can be made using the subscriber access line 635, emergency call test module 615 turns the LED to red.

In another embodiment, emergency call test indicator 613 includes a text display panel. If emergency call test module 615 determines an emergency call can be made using the subscriber access line 635, emergency call test module 615 displays "emergency call Test Succeeds" on the display panel. In one embodiment, emergency call test module 615 cannot determine that an emergency call can be made using the subscriber access line 635 emergency call test module 615 displays "emergency call Test fails" on the display panel.

In one embodiment, emergency call test module 615 determines repeatedly if an emergency call can be made using the subscriber access line 635. In one embodiment, emergency call test module 615 performs the process every 30 minutes. In another embodiment, emergency call test module 615 performs the process every hour. In yet another embodiment, emergency call test module 615 performs the process when subscriber phone equipment 610 powers up. In a different embodiment, emergency call test module 615 performs the process when a telephone call is made.

A Method of Determining Whether or not Subscriber Phone Equipment has Changed Location

FIG. 7 illustrates a process to determine whether or not subscriber phone equipment has changed location. Subscriber phone equipment 710 includes a location test module 715.

A Method of Determining Whether or not Subscriber Phone Equipment has Changed Location Based on Subscriber Access Line Identity

In one embodiment, location test module 715 determines whether or not subscriber phone equipment 710 has changed location by examining the subscriber access line identity of subscriber access line 735. Subscriber phone equipment 710 connects to subscriber access line module 730 over subscriber access line 735. Subscriber access line module 730 connects to a phone system 790.

In one embodiment, location test module 715 connects to datastore 719. Datastore 719 stores a stored subscriber access line identity 718. The stored subscriber access line identity 718 is a subscriber access line identity identifying a subscriber access line with subscriber location being the correct location of the subscriber phone equipment 710. In one embodiment, datastore 719 is a flash memory. In another embodiment, datastore is a hard disk. In yet another embodiment, datastore 719 is a memory.

Location test module 715 obtains the stored subscriber access line identity 718 and stores the stored subscriber access line identity 718 in datastore 719. In one embodiment, the stored subscriber access line identity 718 is determined when the service provider establishes a service for the subscriber. In one embodiment, during service establishment, the service provider informs the location test module 715 of the stored subscriber access line identity 718. In another embodiment, location test module 715 obtains from subscriber access line module 730 the stored subscriber access line identity 718. In another embodiment, stored subscriber access line identity 718 is determined during a service change. In another scenario, the subscriber moves subscriber phone equipment 710 to a new location, and submits a new address to the service provider. The service provider determines a new stored subscriber access line identity 718. In another embodiment, the service provider informs the location test module 715 of the new stored subscriber access line identity 718. In yet another embodiment, location test module 715 obtains from subscriber access line module 730 the new stored subscriber access line identity 718.

In one embodiment, location test module 715 connects to a phone system 790. Location test module 715 obtains the stored subscriber line identity 718 from phone system 790.

In one embodiment, location test module 715 connects to a phone 717. Location test module 715 obtains stored subscriber access line identity 718 from phone 717.

In one embodiment, location test module 715 is informed when a new stored subscriber line identity 718 is available. In another embodiment, location test module 715 checks for a new stored subscriber line identity 718. In an embodiment, location test module 715 checks every 5 minutes. In a different embodiment, location test module 715 checks every hour.

Location test module 715 determines whether or not subscriber phone equipment 710 has changed location by matching the stored subscriber access line identity 718 against the subscriber access line identity of subscriber access line 735. If the match succeeds, location test module 715 concludes that subscriber phone equipment 710 has not changed location.

In one embodiment, location test module 715 obtains the subscriber access line identity of subscriber access line 735 from subscriber access line module 730. In another embodiment, location test module 715 obtains the subscriber access line identity of subscriber access line 735 from phone system 790. In yet a different embodiment, location test module 715 obtains the subscriber access line identity of subscriber access line 735 from phone 717.

A Method of Determining Whether or not Subscriber Phone Equipment has Changed Location in Voice Over IP (VoIP) Phone Services

In one embodiment, phone 717 connects to phone system 790 based on VoIP service. Phone 717 has an IP address. Phone 717 has an IP address as seen by phone system 790.

In one embodiment, location test module 715 sends a message to phone 717. In one embodiment, phone 717 responds with an indication about whether or not the IP address of phone 717 has changed. In another embodiment, phone 717 responds with an indication about whether or not the IP address of phone 717 as seen by phone system 790 has changed. Location test module 715 can determine based on the indication received from phone 717 whether or not subscriber phone equipment 710 has changed location.

In one embodiment, location test module 715 sends a message to phone system 790. In one embodiment, phone system 790 responds with an indication about whether or not the IP address of phone 717 has changed. In another embodiment, phone system 790 responds with an indication about whether

or not the IP address of phone 717 as seen by phone system 790 has changed. Location test module 715 can determine based on the indication received from phone 717 whether or not subscriber phone equipment 710 has changed location.

In one embodiment, location test module 715 sends a message to phone 717 and a message to phone system 790. Location test module 715 concludes that subscriber phone equipment 710 has not changed location if phone 717 responds that the IP address of phone 717 has not changed and phone system 790 responds that the IP address of phone 717 as seen by phone system 790 has not changed.

In another embodiment, location test module 715 tests whether or not subscriber phone equipment 710 has changed location every 30 minutes. In another embodiment, location test module 715 tests whether or not subscriber phone equipment 710 has changed location every hour. In yet another embodiment, location test module 715 tests whether or not subscriber phone equipment 710 has changed location when subscriber phone equipment 710 powers up. In a different embodiment, location test module 715 tests whether or not subscriber phone equipment 710 has changed location when a user makes a telephone call.

In one embodiment, subscriber phone equipment 710 connects to phone 717. Subscriber phone equipment 710 informs phone 717 whether or not subscriber phone equipment 710 has changed location. In one embodiment, subscriber phone equipment 710 further includes a location test indicator 713. Location test module 715 connects to the location test indicator 713.

In according to one embodiment, location test indicator 713 includes a visual indicator such as a light or a display. In one embodiment, the visual indicator is an LED. If location test module 715 determines that subscriber phone equipment 710 has not changed location, location test module 715 turns the LED to green. In one embodiment, if location test module 715 cannot determine that subscriber phone equipment 710 has not changed location, location test module 715 turns the LED to red. In another embodiment, the visual indicator is a display panel. If location test module 715 determines that subscriber phone equipment 710 has not changed location, location test module 717 displays "Location correct" on the display panel. If location test module 715 cannot determine that subscriber phone equipment 710 has not changed location, location Test module 717 displays "Location may be incorrect" on the display panel.

#### Combining Emergency Call Test and Location Test

In one embodiment, subscriber phone equipment includes an emergency call test module and a location test module. Subscriber phone equipment can perform both tests provided for by the emergency call test module and the location test module. In one embodiment, subscriber phone equipment further connects to a test indicator. The test indicator can include a visual indicator such as a light or a display.

In one embodiment, emergency call test module determines whether or not an emergency call can be made and location test module determines whether or not subscriber phone equipment has changed location. In one embodiment, emergency call test module determines that an emergency call can be made and determines that subscriber phone equipment has not changed locations; then subscriber phone equipment turns the visual indicator, such as an LED, to green. In another embodiment, emergency call test module determines that an emergency call can be made and location test module cannot determine whether or not subscriber phone equipment has changed location; then subscriber phone equipment turns the visual indicator, such as an LED, to yellow. In yet another embodiment, emergency call test module cannot determine

that an emergency call can be made and location test module determines that subscriber phone equipment has not changed location; subscriber phone equipment turns the LED to amber. In one other embodiment, emergency call test module cannot determine that an emergency call can be made and location test module cannot determine that subscriber phone equipment has not changed location; subscriber phone equipment turns the LED to red.

In a different embodiment, the test indicator visual indicator is a display panel. Subscriber phone equipment displays corresponding messages on the display panel based on the combined test results of emergency call test module and location test module.

#### Subscriber Location Changes During an Emergency Call

While a user is making an emergency call, the user may move from a location to another location. The phone system handling the call can discover, from time to time, the subscriber access line identity of the subscriber access line to which the phone is connected. In one embodiment, after obtaining a subscriber access line identity, the phone system sends the subscriber access line identity to the emergency response phone system. In another embodiment, the phone system detects a change in subscriber access line identity, and sends the new subscriber access line identity to the emergency response phone system. The emergency response phone system further presents to the agent with an updated subscriber location.

#### A Method of Selecting a Phone System while Making Emergency Calls in a VoIP Service Scenario

In FIG. 5, when a phone 517 makes an emergency call, phone 517 routes the emergency call to a phone system 590. In one embodiment, the telephone service is a VoIP service. The VoIP service provider is typically not the service provider for the subscriber access line 535. In one embodiment, the subscriber access line service provider offers telephone services and has a plurality of phone system from the subscriber access line service provider. When a user makes an emergency call, the user can select a phone system from the subscriber access line service provider to handle the emergency call.

In one embodiment, the phone 517 recognizes the emergency call and routes the emergency call to a phone system from the subscriber access line service provider. In another embodiment, the phone 517 is connected to the subscriber phone equipment 510. The subscriber phone equipment 510 recognizes the emergency call and routes the emergency call to a phone system from the subscriber access line service provider.

In another embodiment, the subscriber access line module 530 recognizes the emergency call and routes the emergency call to a phone system from the subscriber access line service provider.

#### Types of Phone Calls that Require Subscriber Location Information

The above description applies to emergency calls that require subscriber location information. However, there are many other scenarios in which would be helpful, advantageous or necessary to obtain the subscriber location of a telephone call. In one embodiment, phone system can use subscriber access line identities to determine the location information for calls such as location specific directory services, marketing information for premium pay per use phone services and toll-free service calls.

Described herein are techniques for methods and systems of obtaining the location of a caller during an emergency phone call. In the following description, for purposes of explanation, numerous examples and specific details are set

11

forth in order to provide a thorough understanding of the present invention. It will be evident, however, to one skilled in the art that the present invention as defined by the claims may include some or all of the features in these examples alone or in combination with other features described below, and may further include obvious modifications and equivalents of the features and concepts described herein.

What is claimed is:

1. A method for obtaining a subscriber location for a call from a mobile phone, wherein the mobile phone is coupled to a cellular base station via a subscriber access line, the cellular base station having a base station identity, wherein the cellular base station is coupled to a cellular phone system, comprising:

- (a) sending a query from the cellular phone system to a subscriber location query system, wherein the query comprises the base station identity;
- (b) receiving from the query system the subscriber location corresponding to the base station identity, wherein the subscriber location comprises a geophysical property of the cellular base station to which the subscriber access line is coupled; and
- (c) determining if the mobile phone has changed locations, wherein the mobile phone is coupled to a current cellular base station via a current subscriber access line, comprising:
  - (c1) obtaining by the mobile phone a current base station identity for the current cellular base station, and
  - (c2) comparing the current base station identity with the base station identity.

2. The method of claim 1, wherein the mobile phone comprises a datastore, the datastore storing the base station identity, wherein the comparing (c2) comprises:

- (c2i) comparing the current base station identity with the base station identity stored in the datastore.

3. The method of claim 1, wherein the receiving (b) comprises:

- (b1) obtaining by the mobile phone the geophysical property of the cellular base station; and
- (b2) determining by the mobile phone a location of the mobile phone using the geophysical property of the cellular base station.

4. The method of claim 3, wherein the location of the mobile phone is a geophysical location of the mobile phone.

5. The method of claim 4, wherein the receiving (b) further comprises:

- (b3) obtaining, by the mobile phone, directory services based on the geophysical location of the mobile phone.

6. The method of claim 1, further comprising:

- (d) obtaining by the mobile phone a current geophysical property of the current cellular base station; and
- (e) determining by the mobile phone a current location of the mobile phone using the current geophysical property of the current cellular base station.

7. The method of claim 6, wherein the current location of the mobile phone is a current geophysical location of the mobile phone, wherein the method further comprises:

- (f) obtaining by the mobile phone directory services based on the current geophysical location of the mobile phone.

8. The method of claim 1, wherein the subscriber access line comprises a multiplexing channel or a wireless channel.

9. The method of claim 1, wherein the subscriber location comprises a geophysical location of the cellular base station.

10. The method of claim 1, wherein the determining (c) further comprises:

12

(c3) if the current base station identity is different from the base station identity, then displaying a location change on a display of the mobile phone.

11. A method for obtaining a subscriber location for a call from a mobile phone, wherein the mobile phone is coupled to a cellular base station via a subscriber access line, wherein the cellular base station is coupled to a cellular phone system, comprising:

- (a) determining by the cellular phone system a base station identity of the cellular base station;
- (b) sending a query from the cellular phone system to a subscriber location query system, wherein the query comprises the base station identity;
- (c) receiving from the subscriber location query system the subscriber location corresponding to the base station identity, wherein the subscriber location comprises a geophysical property of the cellular base station to which the subscriber access line is coupled; and
- (d) determining if a mobile phone has changed locations, wherein the mobile phone is coupled to the cellular base station via the subscriber access line, comprising:
  - (d1) obtaining the base station identity of the cellular base station by the mobile phone;
  - (d2) storing the base station identity in a datastore of the mobile phone;
  - (d3) obtaining a current base station identity for a current cellular base station to which the mobile phone is currently coupled; and
  - (d4) comparing the current base station identity with the base station identity stored in the datastore.

12. A system, comprising:

a cellular base station having a base station identity; a mobile phone coupled to the cellular base station via a subscriber access line;

a subscriber location query system, comprising a subscriber location corresponding to the base station identity; and

a cellular phone system coupled to the cellular base station, wherein the cellular phone system sends a query to the subscriber location query system, wherein the query comprises the base station identity, and

wherein the cellular phone system receives from the subscriber location query system the subscriber location corresponding to the base station identity, wherein the subscriber location comprises a geophysical property of the cellular base station, and wherein the mobile phone is coupled to a current cellular base station,

wherein the mobile phone obtains a current base station identity for the current cellular base station, and wherein the mobile phone determines if the mobile phone has changed locations by comparing the current base station identity with the base station identity.

13. The system of claim 12, wherein the mobile phone comprises a datastore, the datastore storing the base station identity, wherein the mobile phone compares the current base station identity with the base station identity in the datastore.

14. The system of claim 12, wherein the mobile phone obtains the geophysical property of the cellular base station and determines a location of the mobile phone using the geophysical property of the cellular base station.

15. The system of claim 14, wherein the location of the mobile phone is a geophysical location of the mobile phone.

16. The system of claim 15, wherein the mobile phone obtains directory services based on the geophysical location of the mobile phone.

## 13

17. The system of claim 12, wherein the mobile phone obtains a current geophysical property of the current cellular base station and determines a current location of the mobile phone using the current geophysical property of the current cellular base station.

18. The system of claim 17, wherein the current location of the mobile phone is a current geophysical location of the mobile phone, wherein the mobile phone obtains directory services based on the current geophysical location of the mobile phone.

19. The system of claim 12, wherein the subscriber access line comprises a multiplexing channel or a wireless channel.

20. The system of claim 12, wherein the subscriber location comprises a geophysical location of the cellular base station.

21. The system of claim 12, wherein if the current base station identity is different from the base station identity, then displaying a location change on a display of the mobile phone.

22. A system, comprising:

a subscriber access line having a subscriber access line identity;

a cellular base station;

a mobile phone coupled to the cellular base station via the subscriber access line;

a subscriber location query system, comprising a subscriber location corresponding to the subscriber access line identity;

a cellular phone system coupled to the cellular base station, wherein the cellular phone system receives a call from the mobile phone via the subscriber access line, wherein the cellular phone system determines the subscriber access line identity,

wherein the cellular phone system sends a query to the subscriber location query system, wherein the query comprises the subscriber access line identity, and

wherein the cellular phone system receives from the subscriber location query system the subscriber location, wherein the subscriber location comprises a geophysical property of the cellular base station to which the subscriber access line is coupled; and

a subscriber phone equipment coupled to the cellular base station via the subscriber access line, wherein the subscriber phone equipment comprises a location test module and a datastore, wherein the datastore comprises the subscriber access line identity of the subscriber access line,

wherein the location test module obtains a current subscriber access line identity for a current subscriber access line to which the subscriber phone equipment is currently coupled, and compares the current subscriber access line identity with the subscriber access line identity stored in the datastore.

23. A method for obtaining a directory service for a subscriber location for a call from a mobile phone, wherein the mobile phone is coupled to a cellular base station via a subscriber access line, wherein the cellular base station is coupled to a cellular phone system, comprising:

(a) sending a query from the cellular phone system to a subscriber location query system, wherein the query comprises the base station identity;

(b) receiving from the query system the subscriber location corresponding to the base station identity, wherein the subscriber location comprises a geophysical property of the cellular base station to which the subscriber access line is coupled;

## 14

(c) determining if a mobile phone has changed locations, wherein the mobile phone is coupled to a current cellular base station via a current subscriber access line, comprising:

(c1) obtaining a current base station identity for the current cellular base station, and

(c2) comparing the current base station identity with the base station identity;

(d) determining a subscriber location of the mobile phone using the geophysical property of the cellular base station; and

(e) receiving, by the mobile phone, a directory based on the subscriber location of the mobile phone.

24. The method of claim 23, wherein if the mobile phone has changed locations, then the receiving (e) comprises:

(e1) obtaining a current subscriber location of the mobile phone; and

(e2) receiving, by the mobile phone, a current directory based on the current subscriber location of the mobile phone.

25. The method of claim 24, wherein the receiving (e2) comprises:

(e2i) determining that the directory service is not available; and

(e2ii) displaying an indication of no directory service on a display of the mobile phone.

26. The method of claim 23, wherein the subscriber location of the mobile phone comprises a building, and the directory comprises a directory of the building.

27. A method for obtaining marketing information for a subscriber location for a call from a mobile phone, wherein the mobile phone is coupled to a cellular base station via a subscriber access line, wherein the cellular base station is coupled to a cellular phone system, comprising:

(a) sending a query from the cellular phone system to a subscriber location query system, wherein the query comprises the base station identity;

(b) receiving from the query system the subscriber location corresponding to the base station identity, wherein the subscriber location comprises a geophysical property of the cellular base station to which the subscriber access line is coupled;

(c) determining if a mobile phone has changed locations, wherein the mobile phone is coupled to a current cellular base station via a current subscriber access line, comprising:

(c1) obtaining a current base station identity for the current cellular base station, and

(c2) comparing the current base station identity with the base station identity;

(d) determining a subscriber location of the mobile phone using the geophysical property of the cellular base station; and

(e) sending the marketing information based on the subscriber location of the mobile phone.

28. The method of claim 27, wherein if the mobile phone has changed locations, then the receiving (e) comprises:

(e1) obtaining a current subscriber location of the mobile phone; and

(e2) sending a current marketing information based on the current subscriber location of the mobile phone.

29. The method of claim 28, wherein the receiving (e2) comprises:

(e2i) determining that the marketing information is not available; and

(e2ii) displaying an indication of no marketing information on a display of the mobile phone.

15

30. A method for providing a location-based service for a subscriber location for a call from a mobile phone, wherein the mobile phone is coupled to a cellular base station via a subscriber access line, wherein the cellular base station is coupled to a cellular phone system, comprising:

- (a) sending a query from the cellular phone system to a subscriber location query system, wherein the query comprises the base station identity;
- (b) receiving from the query system the subscriber location corresponding to the base station identity, wherein the subscriber location comprises a geophysical property of the cellular base station to which the subscriber access line is coupled;
- (c) determining if a mobile phone has changed locations, wherein the mobile phone is coupled to a current cellular base station via a current subscriber access line, comprising:
  - (c1) obtaining a current base station identity for the current cellular base station, and
  - (c2) comparing the current base station identity with the base station identity;
- (d) determining a subscriber location of the mobile phone using the geophysical property of the cellular base station; and
- (e) sending location-based information based on the subscriber location of the mobile phone.

31. The method of claim 30, wherein the location-based service comprises a directory service, wherein the location-based information comprises a directory.

32. The method of claim 30, wherein if the mobile phone has changed locations, then the receiving (e) comprises:

- (e1) obtaining a current subscriber location of the mobile phone; and
- (e2) sending a current location-based information based on the current subscriber location of the mobile phone.

33. The system of claim 32, wherein the receiving (e2) comprises:

- (e2i) determining that the location-based service is not available; and
- (e2ii) displaying an indication of no location-based service on a display of the mobile phone.

34. A system, comprising:

a cellular base station having a base station identity;  
 a mobile phone coupled to the cellular base station;  
 a subscriber location query system, comprising a subscriber location corresponding to the base station identity; and

a cellular phone system coupled to the cellular base station, wherein the cellular phone system sends a query to the subscriber location query system, wherein the query comprises the base station identity, and

wherein the cellular phone system receives from the query system the subscriber location corresponding to the base station identity, wherein the subscriber location comprises a geophysical property of the cellular base station

wherein the mobile phone is coupled to a current cellular base station,

wherein the mobile phone obtains a current base station identity for the current cellular base station,

wherein the mobile phone determines if the mobile phone has changed locations by comparing the current base station identity with the base station identity,

16

wherein a subscriber location of the mobile phone is determined using the geophysical property of the cellular base station,

wherein the mobile phone receives a directory based on the subscriber location of the mobile phone.

35. A system, comprising:

a cellular base station having a base station identity;  
 a mobile phone coupled to the cellular base station;  
 a subscriber location query system, comprising a subscriber location corresponding to the base station identity; and

a cellular phone system coupled to the cellular base station, wherein the cellular phone system sends a query to the subscriber location query system, wherein the query comprises the base station identity, and

wherein the cellular phone system receives from the query system the subscriber location corresponding to the base station identity, wherein the subscriber location comprises a geophysical property of the cellular base station,

wherein the mobile phone is coupled to a current cellular base station,

wherein the mobile phone obtains a current base station identity for the current cellular base station,

wherein the mobile phone determines if the mobile phone has changed locations by comparing the current base station identity with the base station identity,

wherein a subscriber location of the mobile phone is determined using the geophysical property of the cellular base station,

wherein the mobile phone receives marketing information based on the subscriber location of the mobile phone.

36. A system, comprising:

a cellular base station having a base station identity;  
 a mobile phone coupled to the cellular base station;  
 a subscriber location query system, comprising a subscriber location corresponding to the base station identity; and

a cellular phone system coupled to the cellular base station, wherein the cellular phone system sends a query to the subscriber location query system, wherein the query comprises the base station identity, and

wherein the cellular phone system receives from the query system the subscriber location corresponding to the base station identity, wherein the subscriber location comprises a geophysical property of the cellular base station,

wherein the mobile phone is coupled to a current cellular base station,

wherein the mobile phone obtains a current base station identity for the current cellular base station,

wherein the mobile phone determines if the mobile phone has changed locations by comparing the current base station identity with the base station identity,

wherein a subscriber location of the mobile phone is determined using the geophysical property of the cellular base station,

wherein the mobile phone receives location-based information based on the subscriber location of the mobile phone.