



US008774602B1

(12) **United States Patent**
Ho et al.

(10) **Patent No.:** **US 8,774,602 B1**
(45) **Date of Patent:** **Jul. 8, 2014**

- (54) **METHOD TO RECORD A MEDIA FILE**
- (75) Inventors: **Chi Fai Ho**, Palo Alto, CA (US); **Shin Cheung Simon Chiu**, Palo Alto, CA (US)
- (73) Assignee: **TP Lab, Inc.**, Palo Alto, CA (US)
- (*) Notice: Subject to any disclaimer, the term of this patent is extended or adjusted under 35 U.S.C. 154(b) by 1701 days.

| | | | | |
|--------------|------|---------|----------------|---------|
| 7,694,318 | B2 * | 4/2010 | Konig et al. | 725/32 |
| 7,809,388 | B1 * | 10/2010 | Othmer | 455/518 |
| 2002/0001302 | A1 * | 1/2002 | Pickett | 370/352 |
| 2002/0083442 | A1 * | 6/2002 | Eldering | 725/34 |
| 2003/0072310 | A1 * | 4/2003 | Reme | 370/394 |
| 2003/0135853 | A1 * | 7/2003 | Goldman et al. | 725/34 |
| 2004/0010595 | A1 * | 1/2004 | Hiranaka | 709/227 |
| 2005/0022089 | A1 * | 1/2005 | Le et al. | 714/749 |
| 2005/0105896 | A1 * | 5/2005 | Kochale | 386/111 |
| 2006/0092938 | A1 * | 5/2006 | Gentrix | 370/390 |
| 2006/0200842 | A1 * | 9/2006 | Chapman et al. | 725/34 |
| 2007/0091789 | A1 * | 4/2007 | Thukral | 370/216 |
| 2008/0273455 | A1 * | 11/2008 | Green et al. | 370/218 |
| 2009/0077255 | A1 * | 3/2009 | Smith et al. | 709/231 |

(21) Appl. No.: **11/351,803**

(22) Filed: **Feb. 10, 2006**

(51) **Int. Cl.**
H04N 9/88 (2006.01)

(52) **U.S. Cl.**
USPC **386/264**; 386/207; 386/263; 386/270; 370/216; 714/746; 714/748; 725/32; 725/36

(58) **Field of Classification Search**
CPC H04N 9/8042; H04N 21/812; H04N 7/17318
USPC 709/230-233, 238; 370/216, 218, 231, 370/390, 394, 412, 351-356, 493; 386/263, 386/264, 270, 207, 269, 271, 319; 714/748, 714/749; 725/32, 34-36

See application file for complete search history.

(56) **References Cited**

U.S. PATENT DOCUMENTS

| | | | | |
|-----------|------|---------|-----------------|-----------|
| 5,153,742 | A * | 10/1992 | Rabii | 386/271 |
| 5,241,398 | A * | 8/1993 | Urata et al. | 386/207 |
| 5,818,652 | A * | 10/1998 | Ozaki et al. | 360/27 |
| 5,881,037 | A * | 3/1999 | Tanaka et al. | 369/59.24 |
| 6,031,818 | A * | 2/2000 | Lo et al. | 370/216 |
| 6,172,827 | B1 * | 1/2001 | Lee | 360/15 |
| 6,698,020 | B1 * | 2/2004 | Zigmond et al. | 725/34 |
| 7,519,273 | B2 * | 4/2009 | Lowthert et al. | 386/248 |

OTHER PUBLICATIONS

Hasegawa et al., "Design and Implementation of Reliable Protocol for Video Data Produced in Real Time Manner" Oct. 29, 1998, IEEE, pp. 200-206.*

* cited by examiner

Primary Examiner — Thai Tran

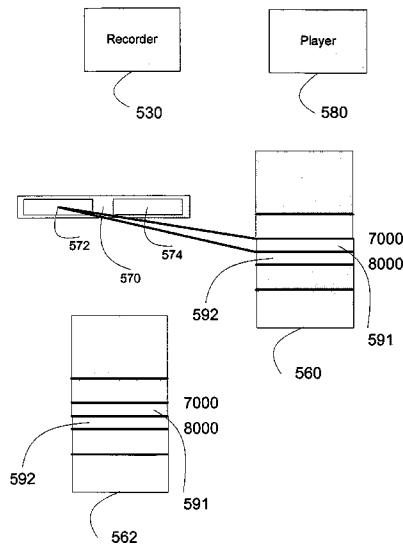
Assistant Examiner — Mishawn Dunn

(74) *Attorney, Agent, or Firm* — North Shore Patent, P.C.; Michele Liu Baillie

(57) **ABSTRACT**

A method and system for recording a media file, include a recorder and a player. The recorder receives in real time a first content of the media file; stores the first content in a recorded media file; and determines that the recorded media file includes a hole. The player plays in real time the recorded media file including the hole. The recorder then receives a second file data packet which includes a second content of the media file to fill the hole, and stores the second content in the recorded media file. The recorded media file can be replayed with the filled hole. During the replay, more content of the media file is played than during the first play.

21 Claims, 7 Drawing Sheets



Recorder fills a hole after Player plays the hole

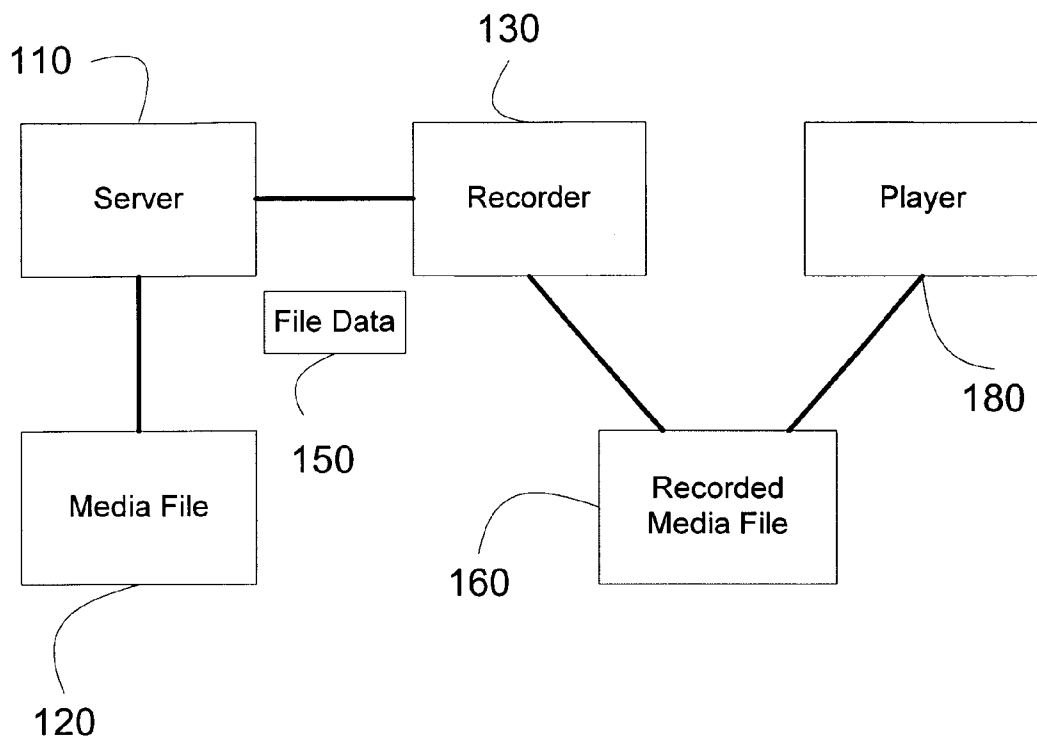


Figure 1. A System to Play & Record a Media File

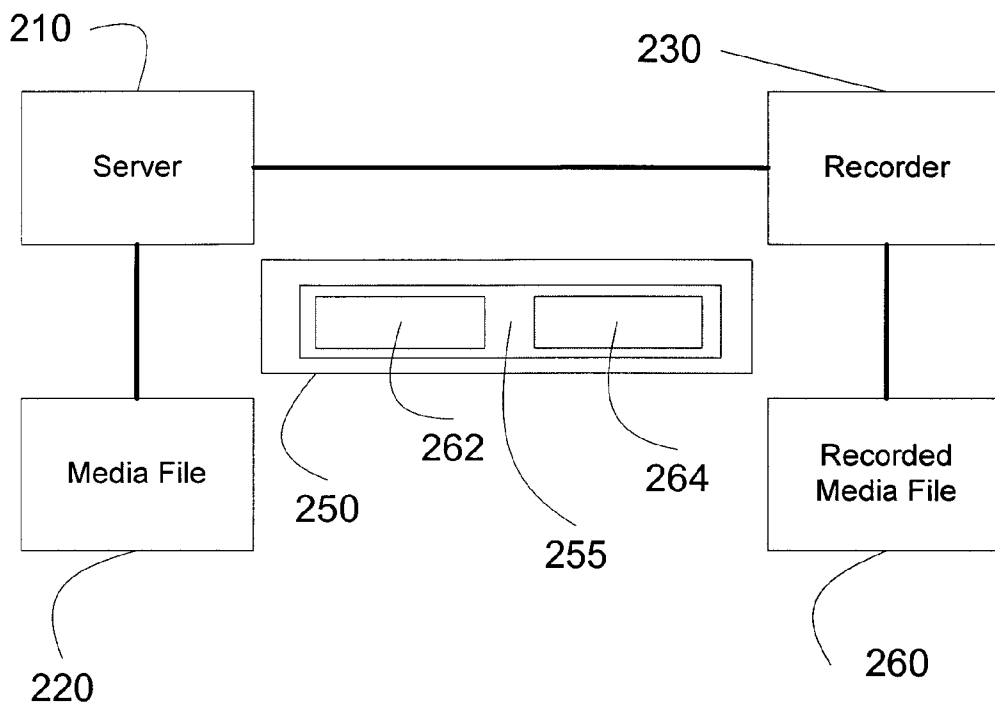


Figure 2. A Process to Record a File Segment

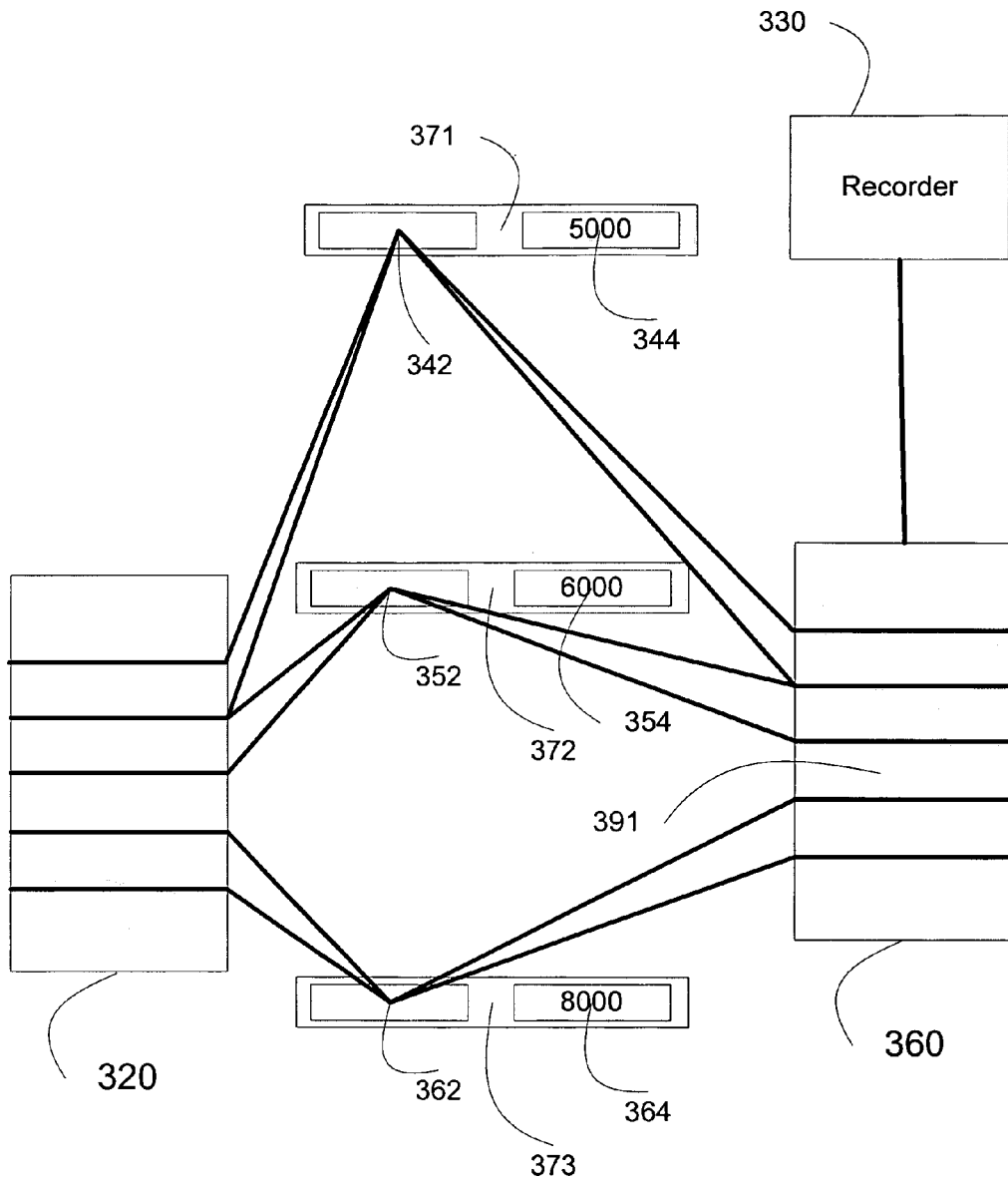


Figure 3. A Process to Record Multiple File Segments

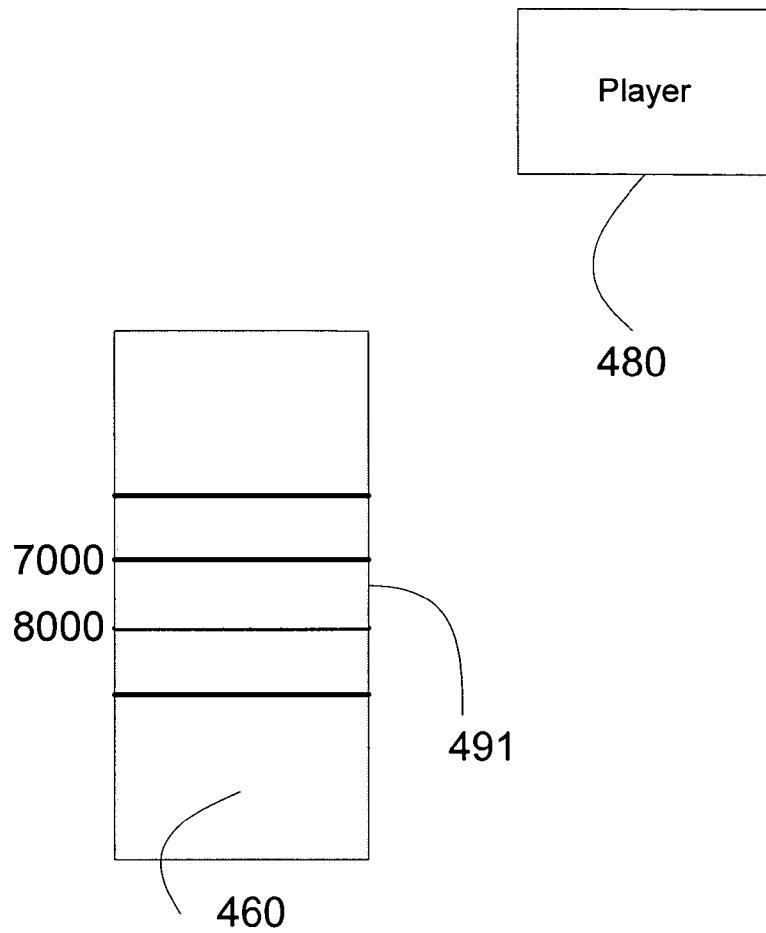


Figure 4. Player plays a Recorded Media File with a Hole

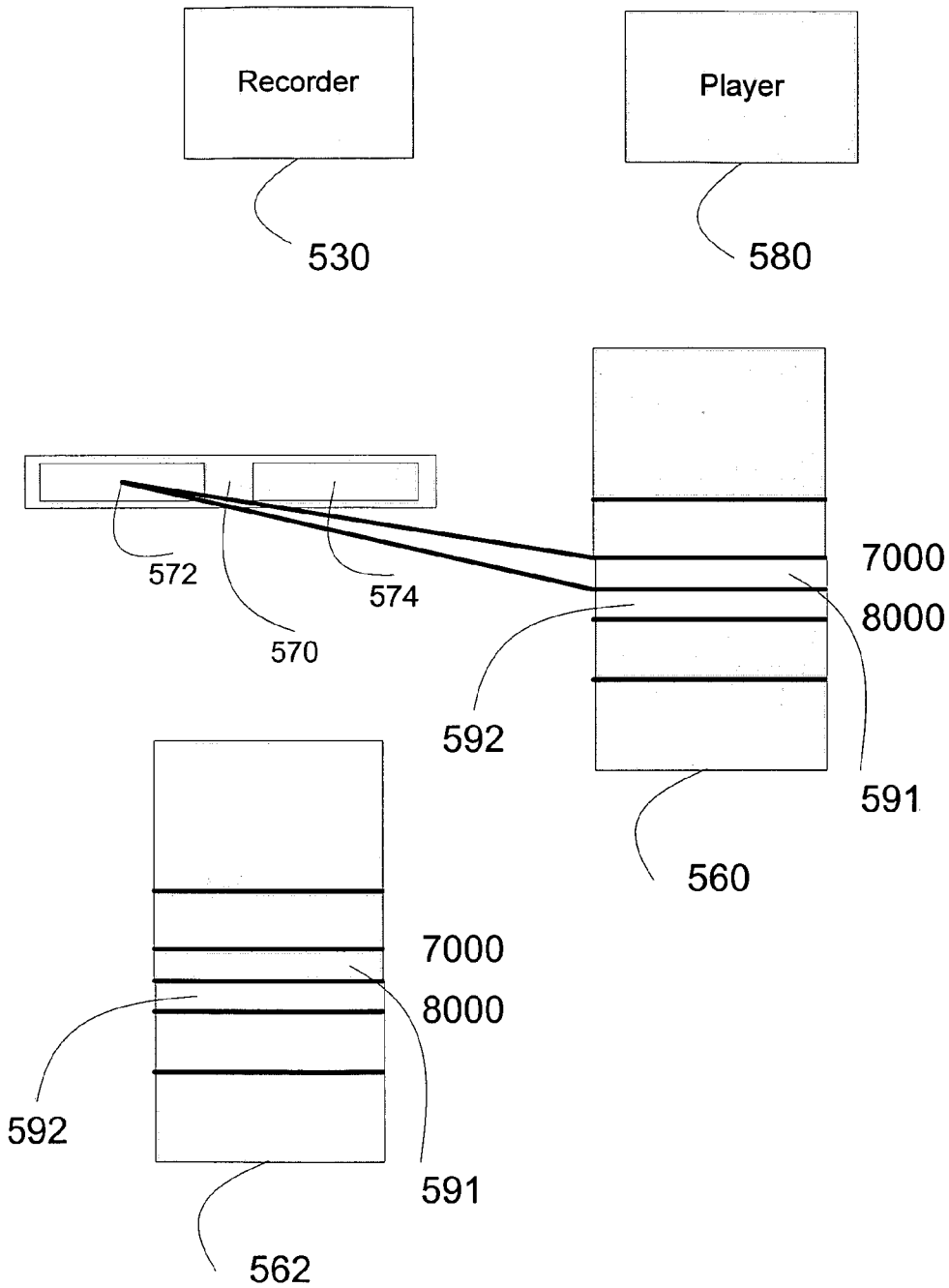


Figure 5. Recorder fills a hole after Player plays the hole

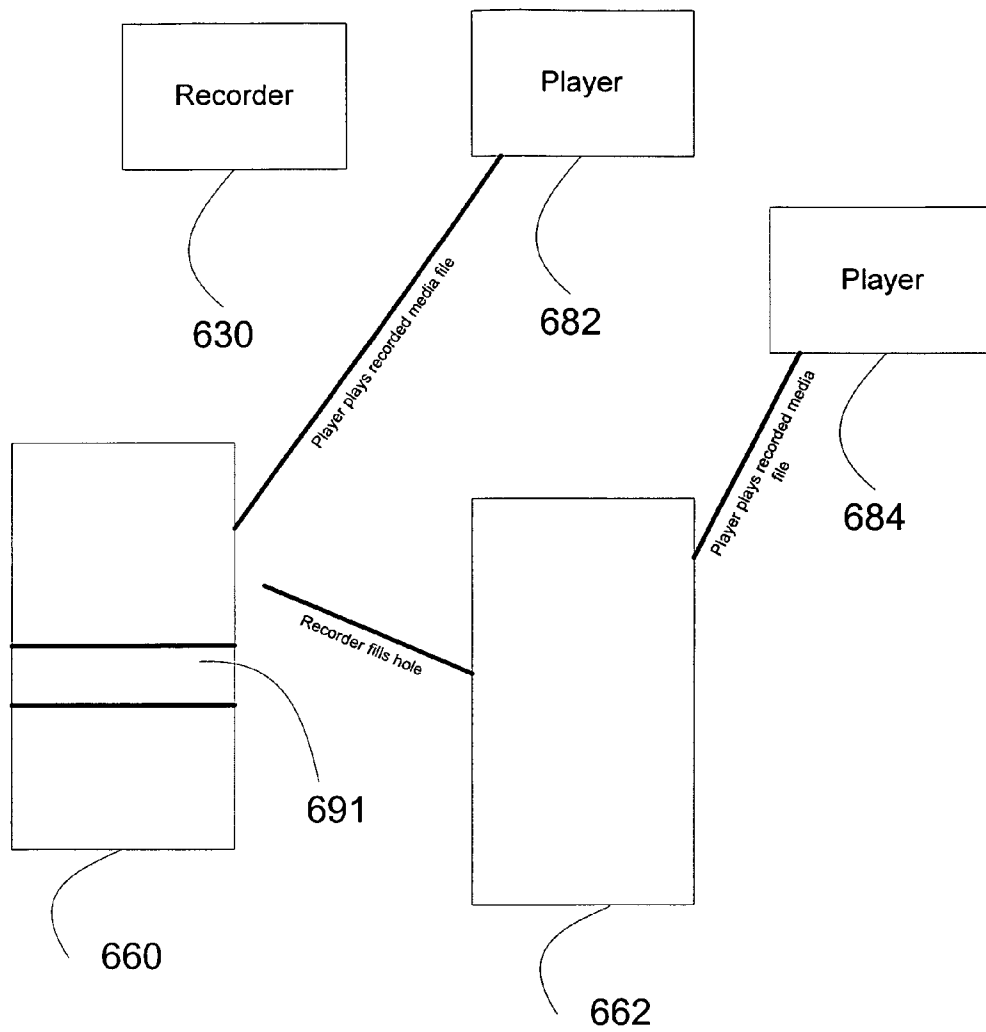


Figure 6. Player plays recorded media file after a hole is filled

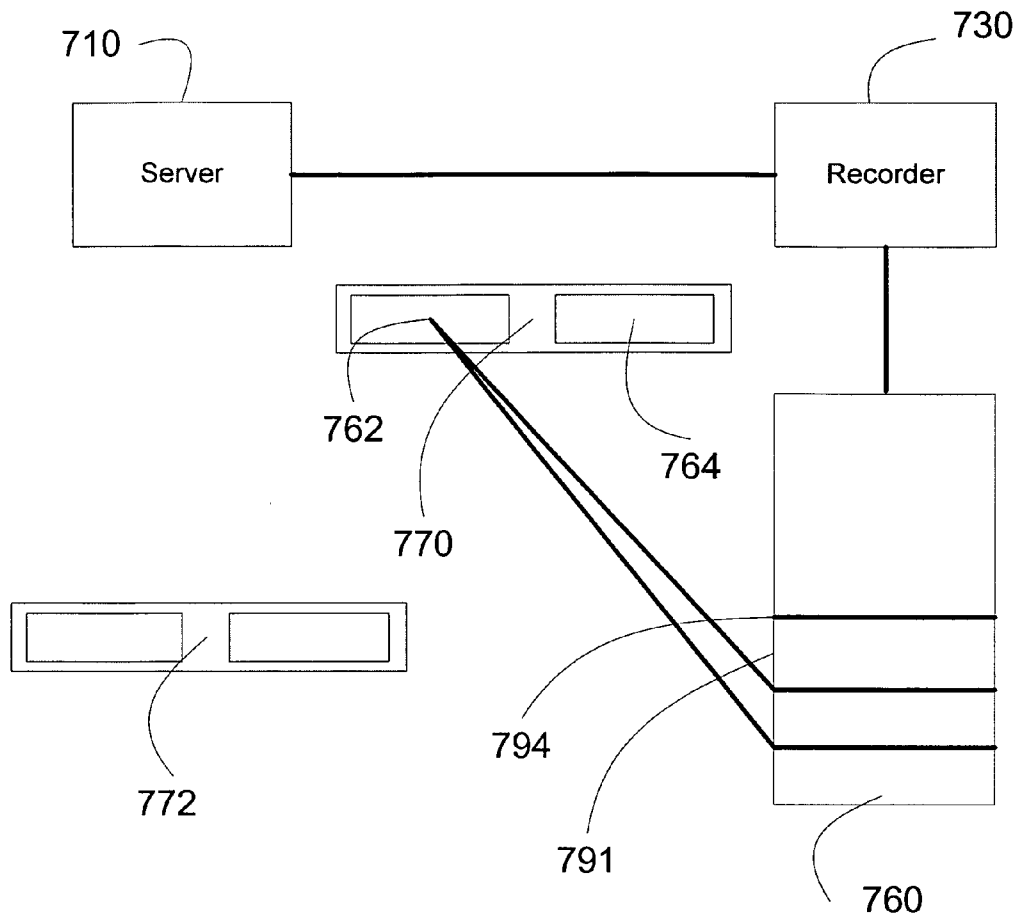


Figure 7. A Process for Recorder to inform about a Hole

BACKGROUND

1. Field

This invention relates generally to media, and more specifically to a method to record a media file.

2. Related Art

When video cassette recorder (VCR) was first introduced, consumer flocked to purchase one so that they can record television programs. Typically a user would record her favorite show and watches the recording at a later time. Sometimes, she is watching a television program while she is recording the same program so that she can watch the program again in a future time. The recording mechanism of a VCR is to record signals received by the VCR. If there is a glitch in television broadcast, causing for example a snow screen, or blurry pictures, the VCR records the snow screen and the blurry pictures. The replay of the recording would thus be no better than the playing of the original broadcast.

As video transmission migrates to using data networks, transmission of signal uses data packets. However, the basic recording mechanism remains unchanged. For example, a digital VCR records television programs transmitted through a data network, for example IPTV. If there is a glitch in the transmission, such as missing packets, the digital VCR records some predetermined or arbitrary data in place of the missing data. During the viewing of the television program, a user sees snow screen or blurry pictures. When the user replays the recorded program on the digital VCR, the user also sees the snow screen or blurry pictures. Certainly a user desires the recorded program to be perfect, containing neither snow screen nor blurry pictures.

SUMMARY

A method and system for recording a media file, include a recorder and a player. The recorder receives in real time a first content of the media file; stores the first content in a recorded media file; and determines that the recorded media file includes a hole. The player plays in real time the recorded media file including the hole. The recorder then receives a second content of the media file to fill the hole, and stores the second content in the recorded media file. The recorded media file can be replayed with the filled hole. During the replay, more content of the media file is played than during the first play.

BRIEF DESCRIPTION OF DRAWINGS

FIG. 1 illustrates a scenario where a recorder records content of a media file from a server, while a player is playing the content.

FIG. 2 illustrates a process to record a file segment of a media file.

FIG. 3 illustrates a process to record a plurality of file segments of a media file.

FIG. 4 illustrates a process where a player plays a hole in a recorded media file.

FIG. 5 illustrates a process where a recorder fills a hole in a recorded media file after a player plays the hole in the recorded media file.

FIG. 6 illustrates a process of playing a recorded media file after a hole is filled.

FIG. 7 illustrates a process where a recorder informs a server about a hole.

FIG. 1 illustrates a scenario where a recorder records content of a media file from a server, while a player is playing the content.

In one embodiment, a media file **120** is an audio file, such as a song, a speech, recorded sound, or audio clip. In one embodiment, a media file **120** is a video file, such as a movie, an animation clip, a video clip, a television program recording, or a video recording. In one embodiment, a media file **120** is a television broadcast, or a radio broadcast. In one embodiment, a media file **120** is a live concert, televised sport event, live news broadcast. In one embodiment, a media file **120** is an article, such as a book, a piece of news, written paper, spreadsheet, or presentation slides. In one embodiment, a media file **120** is a picture, such as a photo, graphical image, graph, or table.

Recorder **130** receives file data **150** about a media file **120** from a server **110**. File data **150** includes content of media file **120**. Recorder **130** then records content of media file **120** into a recorded media file **160**. In one embodiment, the content includes the entire content of media file **120**. In another embodiment, the content includes a portion of the content of media file **120**. Player **180** plays content of media file **120**. In one embodiment, Player **180** plays content of media file **120** from the recorded media file **160** at the same time as recorder **130** is recording the recorded media file **160**. In one embodiment, player **180** plays the content from the recorded media file **160** at a different time.

FIG. 2 illustrates a process to record a file segment of a media file. Recorder **230** communicates with server **210** over a communication channel. Server **210** sends file data **250** containing information for a media file **220** to recorder **230**. In one embodiment, the file data **250** includes a file data packet **255**. File data packet **255** includes a file segment **262** of media file **220**, and a file segment location **264**. In one embodiment, the file segment location **264** is a byte offset indicator. In other embodiments, the file segment location **264** is a time, a fixed location, or a relative location. File segment location **264** indicates the location in media file **220** where file segment **262** resides. In one embodiment, file segment **262** includes a contiguous block of content of media file **220**. The size of file segment **262** is the size of the content. For example, file segment **262** includes 1000 bytes of the content of media file **220**. File segment **262** is said to be of size 1000 bytes.

Recorder **230** receives file data packet **255**. Recorder **230** obtains file segment **262** and file segment location **264** from file data packet **255**. Recorder **230** places file segment **262** in recorded media file **260** at the location indicated by file segment location **264**.

FIG. 3 illustrates a process to record a plurality of file segments of a media file. Recorder **330** receives a plurality of file data packets **371**, **372**, **373**. File data packet **371** includes file segment location **344** at location **5000** of media file **320**, and file segment **342** of 1000 bytes. File data packet **372** includes file segment location **354** at location **6000** of media file **320**, and file segment **352** of size 1000 bytes. File data packet **373** includes file segment location **364** at location **8000** of media file **320**, and file segment **362** of size 1000 bytes.

Recorder **330** places the file segments **342**, **352**, **362** into recorded media file **360**. Recorded media file **360** includes a file segment hole **391** at location **7000**. Hole **391** has a size of 1000 bytes. Recorded media file **360** contains less content than media file **320**. A "hole", as used in this specification, refers to missing portions or gaps in a recorded media file in comparison to the media file.

FIG. 4 illustrates a process where a player plays a hole in a recorded media file. Recorded media file 460 includes a hole 491 at location 7000. The hole 491 has a size of 1000 bytes. Player 480 plays content from recorded media file 460. In one embodiment, player 480 just completes playing the content of recorded media file 460 before location 7000. Player 480 cannot obtain the content of recorded media file 460 at location 7000. In one embodiment, player 480 skips the hole 491 and plays the content of recorded media file 460 at location 8000. In another embodiment, player 480 plays other content for some duration. In a different embodiment, player 480 plays again earlier played content of recorded media file 460. In one embodiment, player 480 resumes playing content of recorded media file 460 at or after location 8000. In one embodiment, player 480 plays a pre-selected content. Examples of noise include advertisement, busy signal, or no signal. In one embodiment, player 480 plays noise.

FIG. 5 illustrates a process where a recorder fills a hole in a recorded media file after a player plays the hole in the recorded media file. Recorded media file 560 includes hole 591 at location 7000. Hole 591 is of size 1000 bytes.

After player 580 plays hole 591 of recorded media file 560, recorder 530 receives a file data packet 570. File data packet 570 includes a file segment 572 and a file segment location 574. File segment 572 and file segment location 574 allow recorder 530 to fill hole 591. Recorder 530 places file segment 572 into recorded media file 560. Recorded media file 562 represents the recorded media file 560 after recorder 530 places file segment 572.

Recorded media file 562 contains more content than recorded media file 560. In one embodiment, recorder 530 partially fills hole 591 with file segment 572. Recorded media file 562 includes a plurality of holes 592 between location 7000 and location 8000. The plurality of holes 592 is a part of hole 591. In another embodiment, recorder 530 completely fills hole 591. Recorded media file 562 does not have a hole between location 7000 and location 8000.

FIG. 6 illustrates a process of playing a recorded media file after a hole is filled. Recorder 630 is recording recorded media file 660. Recorded media file 660 includes a hole 691. A first player 682 plays recorded media file 660 with hole 691. Recorder 630 fills hole 691, as illustrated in FIG. 5. Recorded media file 662 is recorded media file 660 after recorder 630 fills hole 691. Recorded media file 662 includes more content than recorded media file 660. A second player 684 plays recorded media file 662. Player 684 plays with a better quality than player 682.

FIG. 7 illustrates a process where a recorder informs a server about a hole. Recorder 730 records recorded media file 760. Recorder 730 receives a file data packet 770. File data packet 770 includes file segment 762 and file segment location 764. Recorder 730 places file segment 762 into recorded media file 760 at file segment location 764. Recorder 730 determines there's a hole 791 of recorded media file 760. Hole 791 is at location 794 of recorded media file 760. In one embodiment, Recorder 730 determines there's a hole 791 after placing the file segment 762.

Recorder 730 sends to server 710 information about hole 791. In one embodiment, recorder 730 sends the location 794 of hole 791. In another embodiment, recorder 730 sends the location 794 and the size of hole 791.

In one embodiment, recorder 730 receives a file data packet 772 that fills hole 791 after recorder 730 sends to server 710 information about hole 791. In one embodiment, server 710 sends the file data packet 772 as a response to the information sent by recorder 730. In one embodiment, the file data packet 772 is automatically received by the recorder 730 without

sending to server 710 information about the hole 791. For example, file data packet 772 arrives at the recorder 730 after the hole 791 is played.

A Recording System

In one embodiment, a recording system includes a recorder and a player. The recording system receives, in real time, content of a media file from file data sent from a server. The recording system plays, in real time, content of the media file. The recording system, at the same time, records content of the media file into a recorded media file. In one embodiment, the recording system receives content of media file with a hole. For example, the hole is caused by missing one or more file data packets, one or more corrupted file data packets, or a temporary disconnection between the recording system and the server. The recording system plays the hole. The recording system detects and informs the server about the hole. The server sends file data containing content filling the hole. In one embodiment, the server sends the file data filling the hole after the recording system plays the hole. The recording system records the content of the file data at the location of the hole. The recording system does not play content of the file data that fills the hole. The recording system records more content of the media file than the amount of content of the media file played by the recording system.

A Media Playing System

In one embodiment, a media playing system includes a recorder and a player. The media playing system receives a media file from a server. The media playing system plays content of media file multiple times. In one embodiment, the media playing system plays content of media file the first time when the media playing system is receiving the content. The media playing system plays the second time content of media file after the media playing system records content of media file. In one embodiment, during the first play, the media playing system receives content of the media file with a hole. For example, the hole is caused by missing one or more data packets, one or more corrupted data packets, a temporary disconnection between the recording system and the server. The media playing system plays the hole. The media playing system detects and informs the server about the hole. The server sends file data containing content filling the hole. In one embodiment, the server sends the file data filling the hole after the media playing system plays the hole. The media playing system does not play content of the file data that fills the hole. The media playing system records the content of the file data at the location of the hole. The media playing system records more content of media file than the amount of content of media file played by the media playing system during the first play. During the second play, the media playing system plays content from the recorded media file. The media playing system plays, during the second play, more content of media file than the amount of content of media file played during the first play.

Recorder to Server Communication

In one embodiment, the communication channel between recorder and server includes a data network, media transmission network, television broadcasting network, television transmission network, cable network, local area network, or wide area network. In another embodiment, the communication channel includes an application programming interface, function call, or remote procedure call.

In a scenario, recorder receives file data from server. In another scenario, recorder sends to server information about a hole. In yet another scenario, recorder receives file data from server as a response to the information about a hole. In one embodiment, recorder communicates to different modules in

5

a server for the plurality of scenarios. Recorder may communicate to the different server modules using different communication channels.

Recorded Media File

In one embodiment, recorded media file is stored in data storage such as a hard disk, flash memory, removable storage such as a digital video disc, or cassette. A player plays a recorded media file by retrieving from the data storage.

In one embodiment, player plays content of media file from the file data received by recorder. In one embodiment, player also receives the file data from server. Server sends the file data to both recorder and player.

Foregoing described embodiments of the invention are provided as illustrations and descriptions. They are not intended to limit the invention to precise form described. In particular, it is contemplated that functional implementation of invention described herein may be implemented equivalently in hardware, software, firmware, and/or other available functional components or building blocks, and that networks may be wired, wireless, or a combination of wired and wireless. Other variations and embodiments are possible in light of above teachings, and it is thus intended that the scope of invention not be limited by this Detailed Description, but rather by Claims following.

We claim:

1. A method for recording a media file, comprising:
 - (a) receiving in real time a first content of the media file by a media playing system, wherein the media file comprises a hole;
 - (b) while receiving the media file, playing the media file comprising the hole and the first content by the media playing system in a first play of the media file;
 - (c) storing the received first content in a recorded media file by the media playing system;
 - (d) determining that the recorded media file comprises the hole by the media playing system;
 - (e) determining a location where the hole resides in the media file and a size of the hole by the media playing system, wherein the location comprises a time and the size comprises a time duration;
 - (f) sending the location and the size of the hole to a server by the media playing system;
 - (g) after the first play of the media file, receiving from the server a second content of the media file corresponding to the location and the size by the media playing system; and
 - (h) storing the second content in the recorded media file at the location by the media playing system.
2. The method of claim 1, wherein the hole comprises a missing portion in the recorded media file as compared with the media file.
3. The method of claim 1, wherein the receiving (a) comprises:
 - (a1) receiving by the media playing system in real time, over a communication channel between the media playing system and a second server, a file data packet comprising:
 - one or more first file segments of the media file comprising the first content; and
 - one or more first file segment locations for indicating locations in the media file where the first file segments reside.
4. The method of claim 1, wherein the playing (b) comprises:
 - (b1) playing another content for at least a same duration as the hole in the first play of the media file by the media playing system.

6

5. The method of claim 4, wherein the another content comprises:

- a next content of the media file;
- a previous content of the media file;
- a pre-selected content; or
- noise.

6. The method of claim 1, further comprising:

- (i) playing the recorded media file comprising the second content in a subsequent play of the recorded media file by the media playing system.

7. The method of claim 1, wherein the sending (f) comprises:

- (f1) sending one or more second file segment locations for indicating locations in the media file where the hole resides and one or more second file segment sizes.

8. The method of claim 7, wherein the receiving (g) and the storing (h) comprise:

- (g1) receiving by the media playing system a second file data packet comprising:
 - one or more second file segments of the media file corresponding to the second file segment locations and the second file segment sizes; and
 - (h1) storing the second file segments in the recorded media file at the second file segment locations.

9. The method of claim 1, wherein the time duration comprises a time interval from a first location to a second location of the media file.

10. A recording system, comprising:

- a recorder for receiving in real time a first content of a media file, wherein the media file comprises a hole; and
- a player for playing, while receiving the media file, the media file comprising the hole and the first content in a first play of the media file, wherein the recorder stores the first content in a recorded media file and determines that the recorded media file comprises the hole, wherein the recorder determines a location where the hole resides in the media file and a size of the hole, wherein the location comprises a time and the size comprises a time duration, wherein the recorder sends the location and the size of the hole to a server, wherein after the first play of the media file, the recorder receives from the server a second content of the media file corresponding to the location and the size, wherein the second content is stored in the recorded media file at the location.

11. The system of claim 10, wherein the hole comprises a missing portion in the recorded media file as compared with the media file.

12. The system of claim 10, wherein the recorder receives in real time, over a communication channel between the recording system and a second server, a file data packet comprising:

- one or more first file segments of the media file comprising the first content; and
- one or more first file segment locations for indicating locations in the media file where the first file segments reside.

13. The system of claim 10, wherein in playing the hole in the first play of the media file, the recorder plays another content for at least a same duration as the hole.

14. The system of claim 13, wherein the another content comprises:

- a next content of the media file;
- a previous content of the media file;
- a pre-selected content; or
- noise.

- 15. The system of claim 10, further comprising:
a second server for sending to the recorder the first content.
- 16. The system of claim 10, wherein the recorder plays the recorded media file comprising the second content in a subsequent play of the recorded media file.
- 17. The system of claim 10, wherein the recorder sends one or more second file segment locations for indicating locations in the media file where the hole resides and one or more second file segment sizes.
- 18. The system of claim 17, wherein the recorder receives a second file data packet comprising:
one or more second file segments of the media file corresponding to the second file segment locations and the second file segment sizes; and
wherein the recorder stores the second file segments in the recorded media file at the second file segment locations.
- 19. A recording system, comprising:
a recorder for receiving in real time a first content of a media file, for storing the first content in a recorded media file, for determining that the recorded media file comprises a hole, for determining a location where the hole resides in the media file and a size of the hole, wherein the location comprises a time and the size comprises a time duration;
a player for playing the recorded media file comprising the hole or the first content;
a first server for sending to the recorder the first content; and
a second server, wherein the recorder sends to the second server the location and the size, wherein the second server sends the second content corresponding to the location and the size to the recorder,
wherein the recorder receives the second content of the media file to file the hole,
wherein the second content is stored in the recorded media file.
- 20. A method for recording a media file, comprising:
(a) receiving in real time a first content of the media file from a first server;
(b) storing the first content in a recorded media file;

- (c) determining that the recorded media file comprises a hole;
- (d) determining a location where the hole resides in the media file and a size of the hole, wherein the location comprises a time and the size comprises a time duration;
- (e) playing the recorded media file comprising the hole or the first content;
- (f) sending to a second server the location and the size;
- (g) receiving a second content of the media file corresponding to the location and the size to fill the hole from the second server; and
- (h) storing the second content in the recorded media file.
- 21. A method for recording a broadcast media, comprising:
(a) receiving in real time a first content of the broadcast media by a media playing system, wherein the broadcast media comprises a hole;
- (b) while receiving the broadcast media, playing the broadcast media comprising the hole and the first content by the media playing system in a first play of the broadcast media;
- (c) storing the received first content in a recorded broadcast media by the media playing system;
- (d) determining that the recorded broadcast media comprises the hole by the media playing system;
- (e) determining a location where the hole resides in the broadcast media and a size of the hole by the media playing system, wherein the location comprises a time and the size comprises a time duration;
- (f) sending the location and the size of the hole to a server by the media playing system;
- (g) after the first play of the broadcast media, receiving from the server a second content of the broadcast media corresponding to the location by the media playing system; and
- (h) storing the second content in the recorded broadcast media at the location by the media playing system.

* * * * *