



US009985817B2

(12) **United States Patent**
Ho et al.

(10) **Patent No.:** **US 9,985,817 B2**
(45) **Date of Patent:** **May 29, 2018**

(54) **SYSTEM AND METHOD FOR A UNIVERSAL PHONE NUMBER SERVICE**

USPC ... 379/211.04, 201.03, 88.01, 219, 220, 221, 379/222, 311, 321, 332; 455/466, 432.1, 455/422.1

(75) Inventors: **Chi Fai Ho**, Palo Alto, CA (US); **Shin Cheung Simon Chiu**, Palo Alto, CA (US)

See application file for complete search history.

(56) **References Cited**

U.S. PATENT DOCUMENTS

| | | | | | |
|-----------|------|---------|-------------|-------|--------------|
| 5,329,578 | A * | 7/1994 | Brennan | | H04W 8/18 |
| | | | | | 379/196 |
| 5,339,356 | A * | 8/1994 | Ishii | | 379/234 |
| 5,371,781 | A * | 12/1994 | Ardon | | H04W 88/02 |
| | | | | | 455/414.1 |
| 5,553,124 | A * | 9/1996 | Brinskele | | 379/114.02 |
| 5,742,905 | A * | 4/1998 | Pepe et al. | | 455/461 |
| 5,764,730 | A * | 6/1998 | Rabe | | H04M 1/72563 |
| | | | | | 455/403 |
| 5,983,095 | A * | 11/1999 | Cameron | | H04W 8/26 |
| | | | | | 455/417 |
| 6,311,063 | B1 * | 10/2001 | Valliani | | H04M 15/00 |
| | | | | | 455/414.1 |

(73) Assignee: **TP Lab, Inc.**, Palo Alto, CA (US)

(*) Notice: Subject to any disclaimer, the term of this patent is extended or adjusted under 35 U.S.C. 154(b) by 1807 days.

(21) Appl. No.: **11/559,570**

(22) Filed: **Nov. 14, 2006**

(65) **Prior Publication Data**

US 2008/0112393 A1 May 15, 2008

(Continued)

(51) **Int. Cl.**

H04M 7/00 (2006.01)
H04L 29/12 (2006.01)
H04M 3/42 (2006.01)
H04L 12/66 (2006.01)

FOREIGN PATENT DOCUMENTS

WO WO 200041486 A2 * 7/2005
WO WO 2005084128 A2 * 9/2005

(52) **U.S. Cl.**

CPC .. **H04L 29/12122** (2013.01); **H04L 29/12584** (2013.01); **H04L 61/1547** (2013.01); **H04L 61/2596** (2013.01); **H04M 3/42229** (2013.01); **H04Q 2213/13034** (2013.01); **H04Q 2213/13097** (2013.01); **H04Q 2213/13098** (2013.01); **H04Q 2213/13196** (2013.01); **H04Q 2213/13389** (2013.01)

Primary Examiner — Ahmad F Matar
Assistant Examiner — Kharye Pope

(74) *Attorney, Agent, or Firm* — Timothy X. Gibson, Esq.; Gibson & Dernier LLP

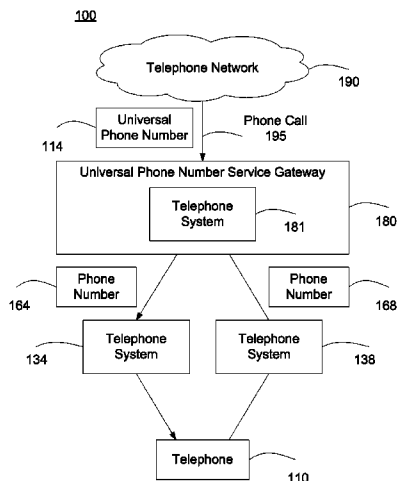
(58) **Field of Classification Search**

CPC H04L 2012/5618; H04L 63/102; H04L 12/66; H04L 61/157; H04L 65/1096; H04L 45/00; H04M 3/4228; H04M 3/54; H04M 2207/12; H04M 7/006; H04M 2207/206; H04M 3/42042; H04M 7/0075; H04M 1/006; H04M 2242/28

(57) **ABSTRACT**

A universal phone number service and method of providing a universal phone number service that allows a user to receive phone calls on any phone service with a single phone number. A telephone is disclosed that is associated with more than one phone number and a universal phone number, wherein any phone call placed to the universal phone number results in the call being completed to the telephone regardless of the service associated with the more than one phone number.

15 Claims, 6 Drawing Sheets



(56)

References Cited

U.S. PATENT DOCUMENTS

| | | | | | | | | | | | |
|--------------|------|---------|------------------|-------|---------------|------------|--|--|--|--|--|
| 6,404,864 | B1 * | 6/2002 | Evslin | | H04L 29/06 | 379/112.01 | | | | | |
| 6,526,272 | B1 * | 2/2003 | Bansal | | H04M 15/8044 | 455/406 | | | | | |
| 6,574,216 | B1 * | 6/2003 | Farris | | H04L 41/5009 | 370/237 | | | | | |
| 6,760,312 | B1 * | 7/2004 | Hitzeman | | H04L 12/6418 | 370/230 | | | | | |
| 6,778,640 | B1 * | 8/2004 | Zhang et al. | | 379/88.01 | | | | | | |
| 6,829,335 | B2 * | 12/2004 | Colemon | | 379/88.22 | | | | | | |
| 6,868,080 | B1 * | 3/2005 | Umansky | | H04L 12/5692 | 370/354 | | | | | |
| 7,162,020 | B1 * | 1/2007 | Forte | | 379/201.01 | | | | | | |
| 7,212,622 | B2 * | 5/2007 | Delaney | | H04M 7/0057 | 370/252 | | | | | |
| 8,107,957 | B1 * | 1/2012 | O'Neil et al. | | 455/436 | | | | | | |
| 2002/0061100 | A1 * | 5/2002 | DiCamillo et al. | | 379/221.02 | | | | | | |
| 2002/0122545 | A1 * | 9/2002 | Schwab et al. | | 379/211.02 | | | | | | |
| 2002/0198007 | A1 * | 12/2002 | Zimmerman | | H04M 3/42229 | 455/458 | | | | | |
| 2003/0007625 | A1 * | 1/2003 | Pines | | H04M 3/42008 | 379/223 | | | | | |
| 2003/0063733 | A1 * | 4/2003 | Levine et al. | | 379/211.04 | | | | | | |
| 2003/0119479 | A1 * | 6/2003 | Arima | | H04M 15/00 | 455/408 | | | | | |
| 2003/0125072 | A1 * | 7/2003 | Dent | | H04W 76/002 | 455/551 | | | | | |
| 2003/0144024 | A1 * | 7/2003 | Luo | | H04W 8/183 | 455/551 | | | | | |
| 2003/0228011 | A1 * | 12/2003 | Gibson | | H04M 3/42153 | 379/211.02 | | | | | |
| 2004/0141604 | A1 * | 7/2004 | Shaffer et al. | | 379/201.02 | | | | | | |
| 2004/0170257 | A1 * | 9/2004 | Gross | | H04M 3/42229 | 379/67.1 | | | | | |
| 2004/0174975 | A1 * | 9/2004 | Sylvain | | H04M 3/44 | 379/211.01 | | | | | |
| 2004/0174976 | A1 * | 9/2004 | Elliott | | 379/211.01 | | | | | | |
| 2004/0180676 | A1 * | 9/2004 | Haumont | | H04W 8/26 | 455/461 | | | | | |
| 2004/0196810 | A1 * | 10/2004 | Kil et al. | | 370/331 | | | | | | |
| 2004/0202305 | A1 * | 10/2004 | Brennan | | 379/211.04 | | | | | | |
| 2004/0203707 | A1 * | 10/2004 | Akhteruzzaman | | 455/422.1 | | | | | | |
| 2004/0204119 | A1 * | 10/2004 | Ho | | H04M 1/274575 | 455/564 | | | | | |
| 2004/0248593 | A1 * | 12/2004 | Hicks et al. | | 455/462 | | | | | | |
| 2005/0063529 | A1 * | 3/2005 | Meldrum et al. | | 379/211.04 | | | | | | |
| 2005/0069121 | A1 * | 3/2005 | Faruque et al. | | 379/225 | | | | | | |
| 2005/0096034 | A1 * | 5/2005 | Petermann | | 455/422.1 | | | | | | |
| 2005/0101291 | A1 * | 5/2005 | Scalisi | | H04M 3/42 | 455/406 | | | | | |
| 2005/0152521 | A1 * | 7/2005 | Liljestrand | | 379/201.03 | | | | | | |
| 2005/0163108 | A1 * | 7/2005 | Moore et al. | | 379/352 | | | | | | |
| 2005/0175165 | A1 * | 8/2005 | Holder | | 379/221.15 | | | | | | |
| 2005/0195954 | A1 * | 9/2005 | Klein | | H04M 3/42374 | 379/201.04 | | | | | |
| 2005/0208957 | A1 * | 9/2005 | Knotts | | 455/466 | | | | | | |
| 2005/0287996 | A1 * | 12/2005 | Benco | | H04W 4/20 | 455/415 | | | | | |
| 2006/0002541 | A1 * | 1/2006 | Bettis et al. | | 379/265.09 | | | | | | |
| 2006/0025141 | A1 * | 2/2006 | Marsh | | H04W 36/0066 | 455/445 | | | | | |
| 2006/0067506 | A1 * | 3/2006 | Flockhart et al. | | 379/265.09 | | | | | | |
| 2006/0079236 | A1 * | 4/2006 | Del Pino et al. | | 455/445 | | | | | | |
| 2006/0140200 | A1 * | 6/2006 | Black | | H04L 29/06027 | 370/401 | | | | | |
| 2006/0206604 | A1 * | 9/2006 | O'Neil et al. | | 709/223 | | | | | | |
| 2006/0234693 | A1 * | 10/2006 | Isidore | | H04M 1/72519 | 455/422.1 | | | | | |
| 2006/0276193 | A1 * | 12/2006 | Itzkoyitz et al. | | 455/445 | | | | | | |
| 2007/0041550 | A1 * | 2/2007 | McLarty et al. | | 455/461 | | | | | | |
| 2007/0071221 | A1 * | 3/2007 | Allen et al. | | 379/265.01 | | | | | | |
| 2007/0099638 | A1 * | 5/2007 | Voltz | | H04L 29/06027 | 455/500 | | | | | |
| 2007/0105531 | A1 * | 5/2007 | Schroeder, Jr. | | H04M 3/42008 | 455/411 | | | | | |
| 2007/0201432 | A1 * | 8/2007 | Sood | | H04M 7/1245 | 370/352 | | | | | |
| 2007/0280464 | A1 * | 12/2007 | Hughes et al. | | 379/205.01 | | | | | | |
| 2007/0287438 | A1 * | 12/2007 | Hansen | | H04M 3/54 | 455/417 | | | | | |
| 2009/0028130 | A1 * | 1/2009 | Volkaerts et al. | | 370/352 | | | | | | |

* cited by examiner

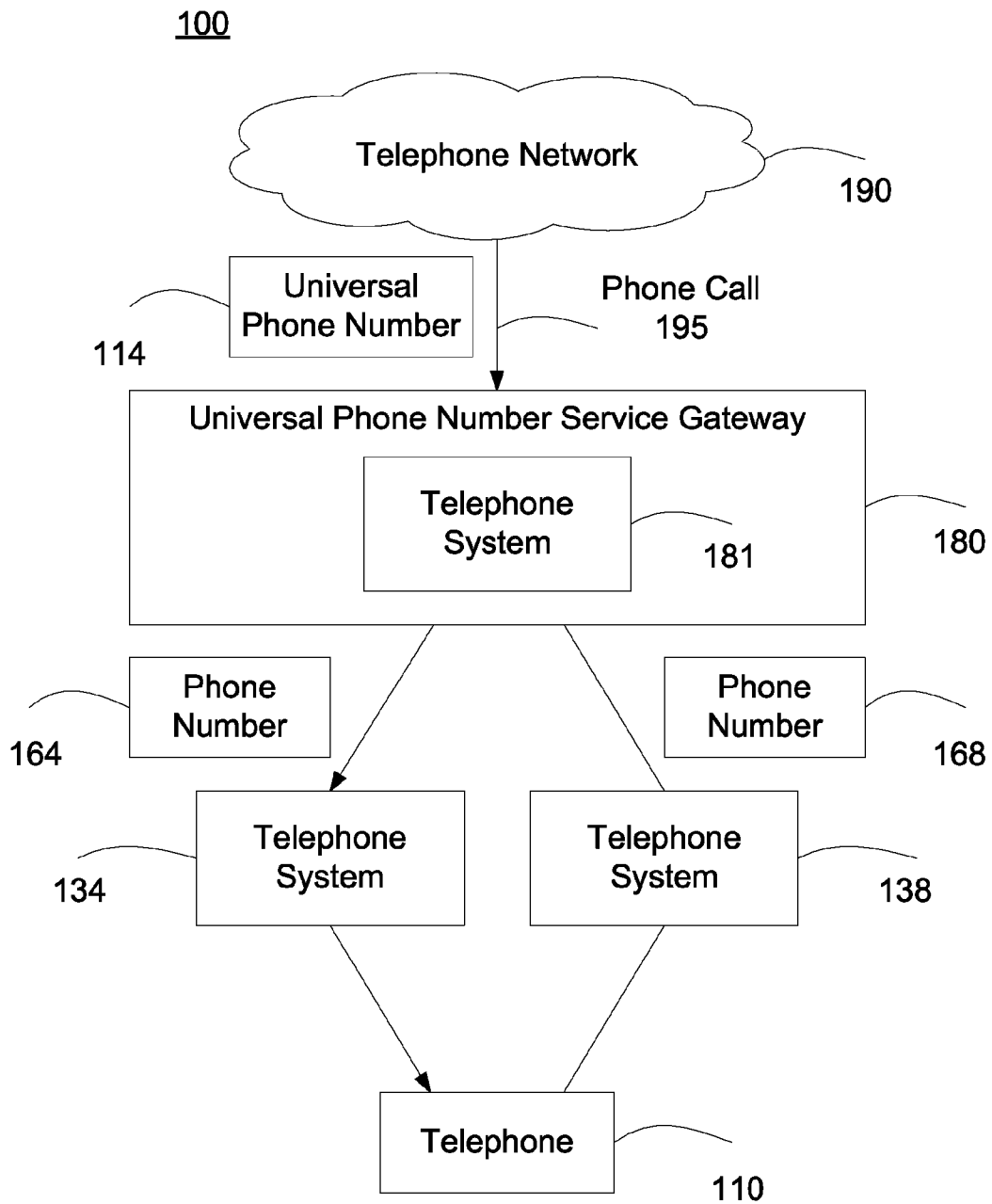


Figure 1

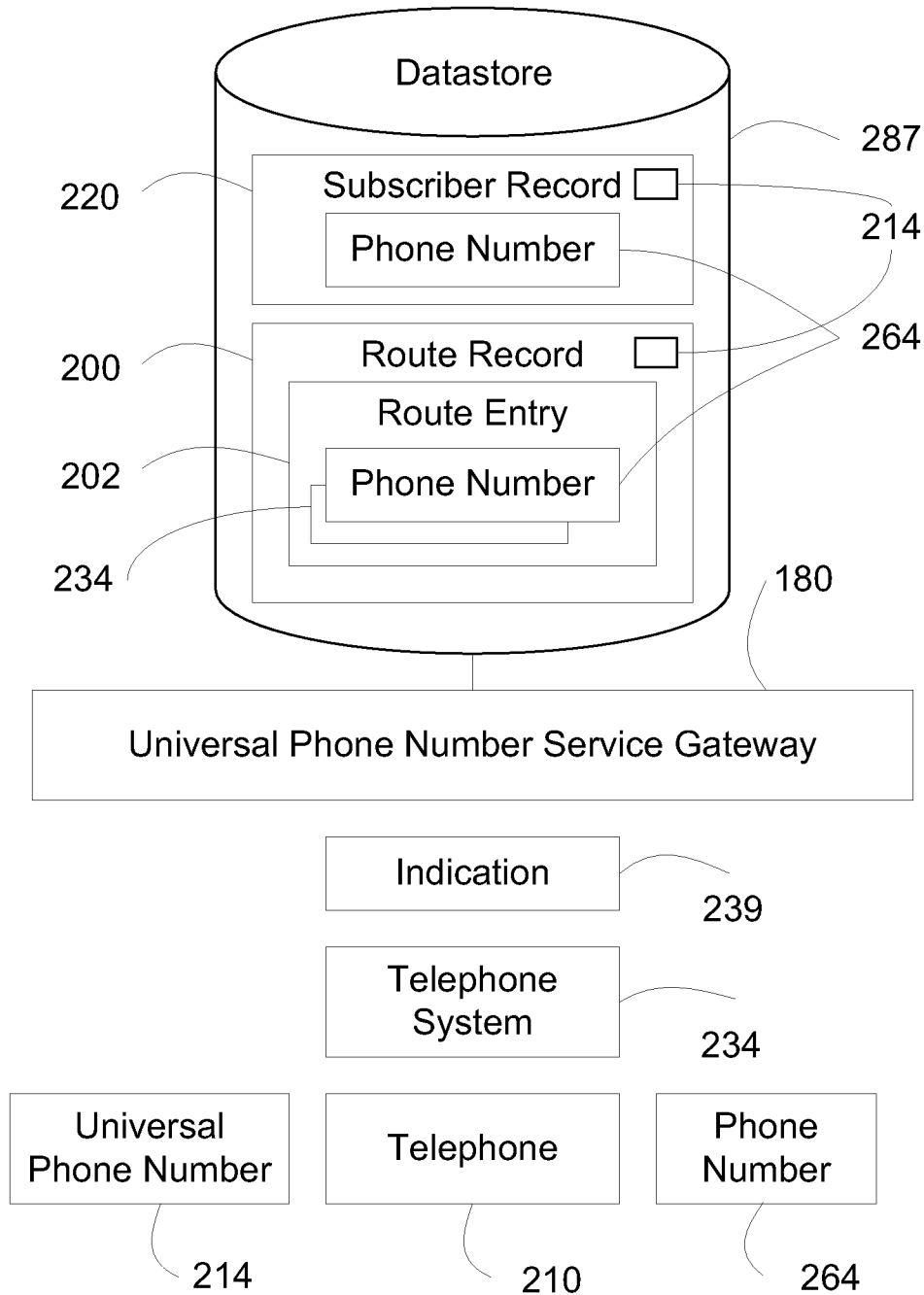


Figure 2

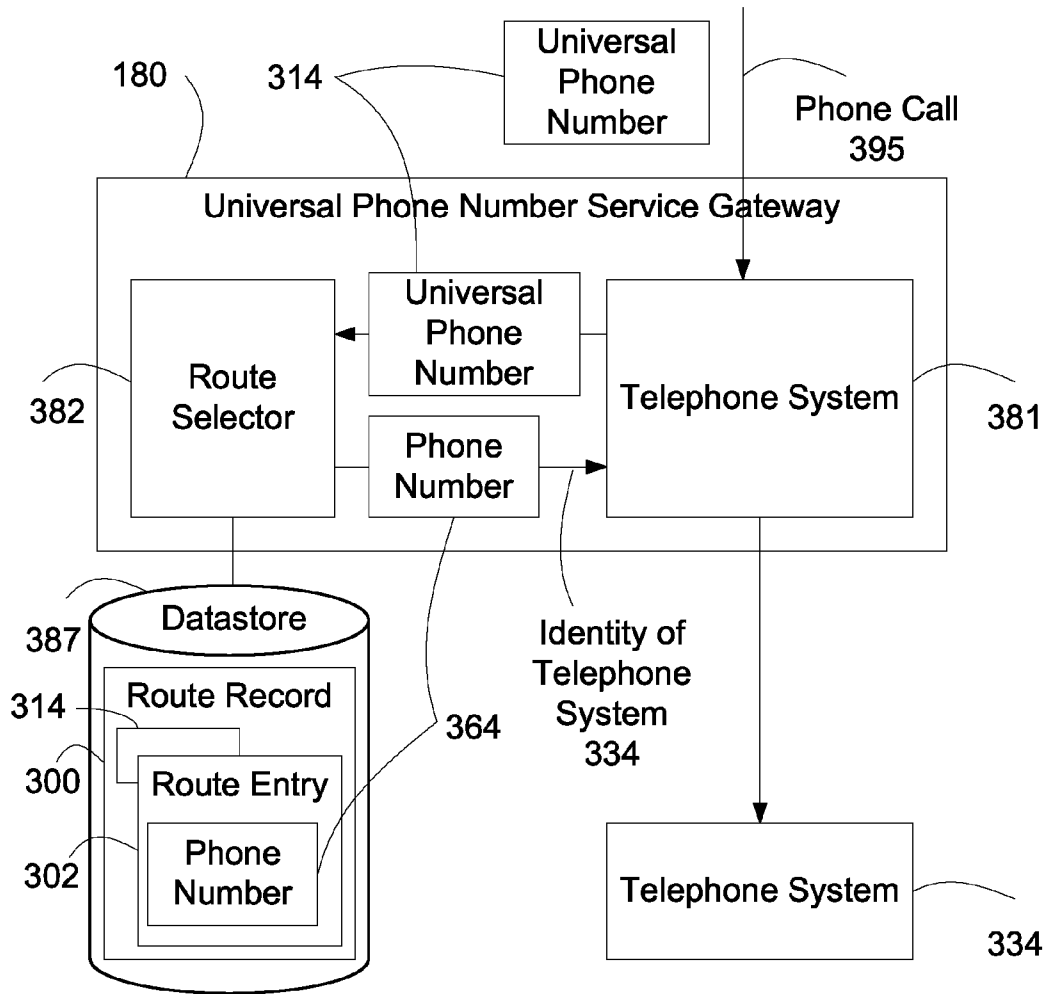


Figure 3

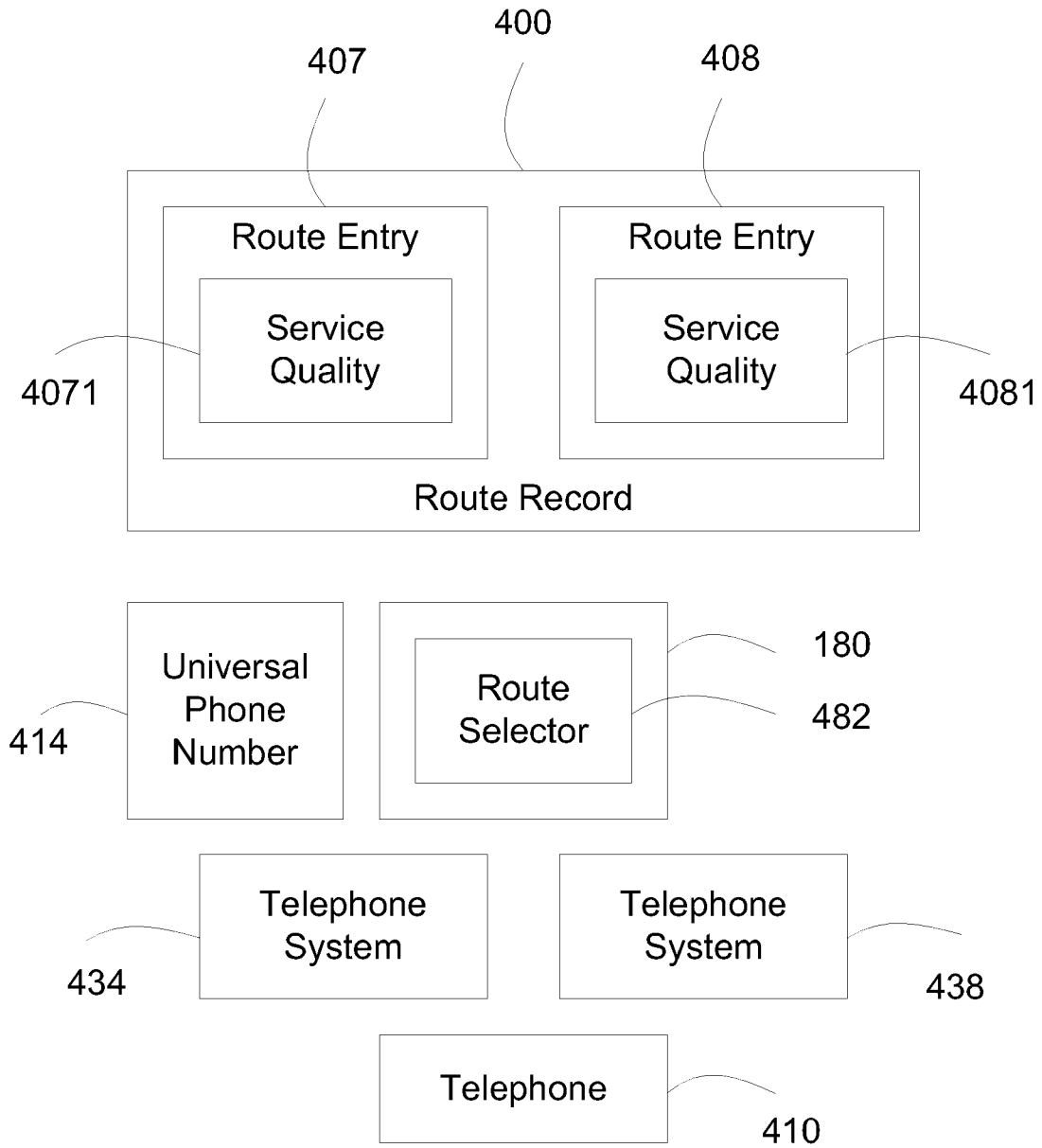


Figure 4

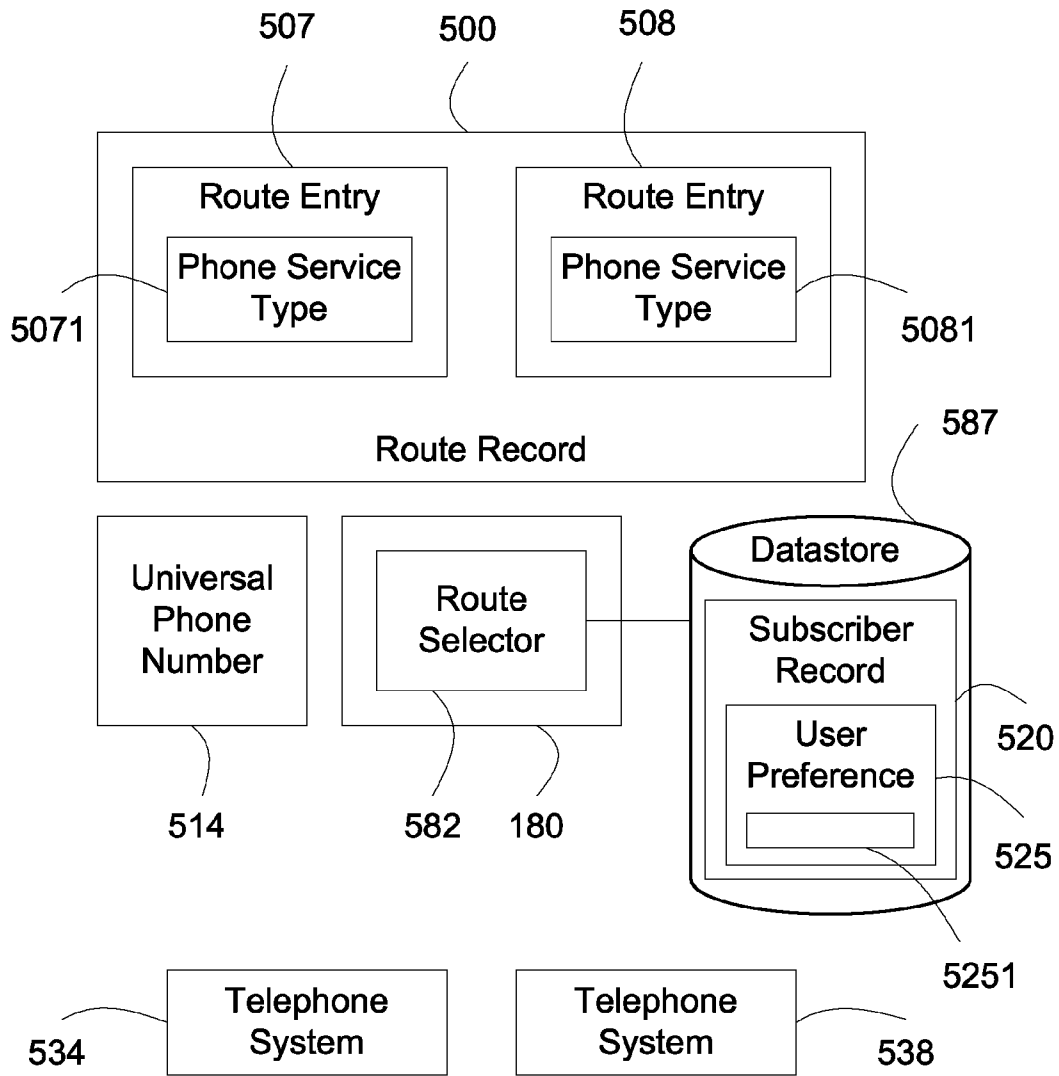


Figure 5

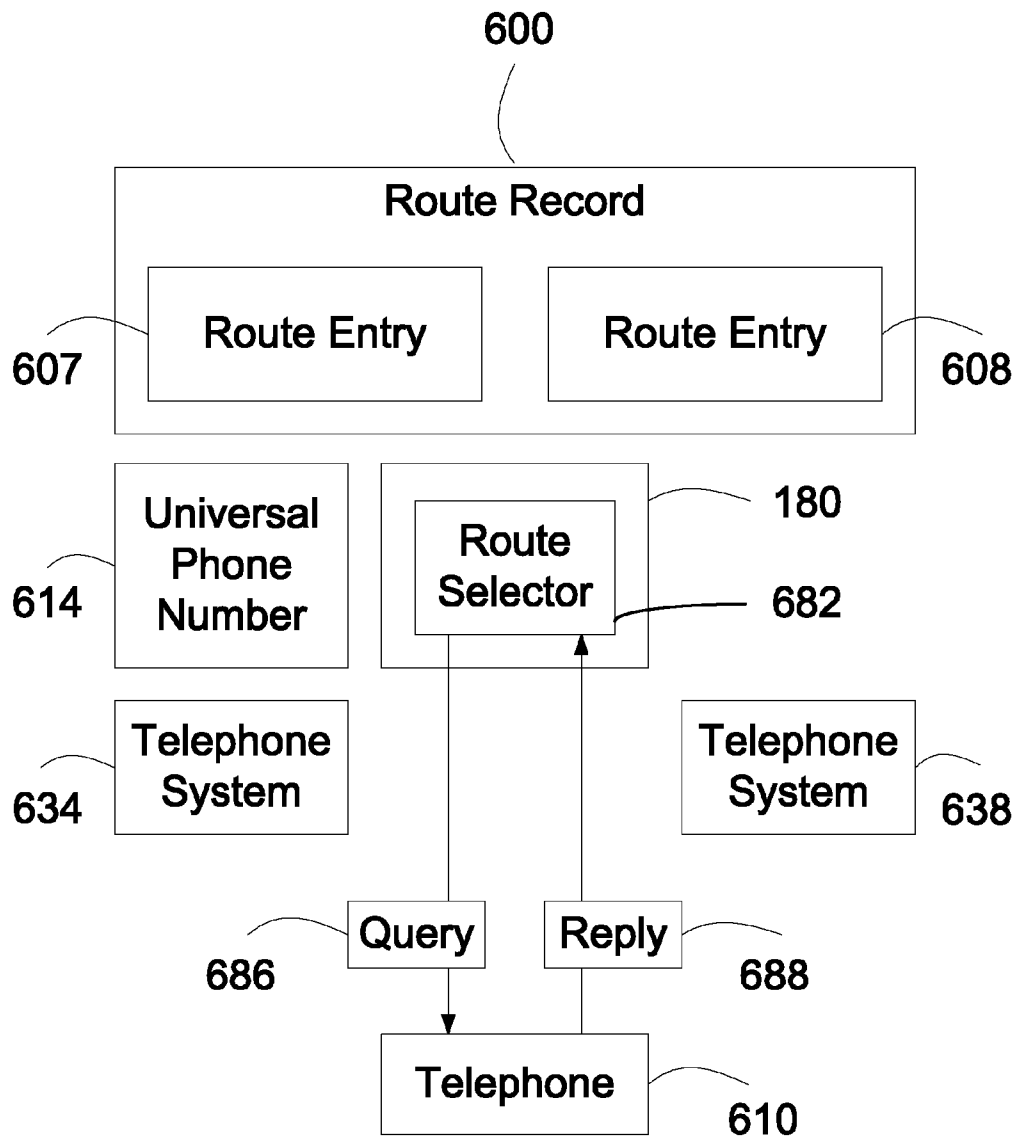


Figure 6

SYSTEM AND METHOD FOR A UNIVERSAL PHONE NUMBER SERVICE

TECHNICAL FIELD

This invention relates generally to telecommunication, particularly to a system and method for providing a universal phone number service.

BACKGROUND OF THE INVENTION

The proliferation of phone service, such as mobile phone service, Voice over IP (VoIP) service, SKYPE, or Instant Messaging (IM) based phone services such as those offered by Yahoo, MSN or Google, provides unprecedented convenience for a user to receive a phone call. For example, a user of a dual mode phone can receive a phone call from a mobile phone service while driving on a freeway and can receive another phone call from SKYPE service via a WiFi Hotspot while enjoying a relaxing afternoon in a downtown café.

Typically, each phone service is associated with a phone number with which a user receives the service. This nevertheless creates a profound problem for the user.

In one example, a user uses a WiFi-GSM dual mode phone to receive a GSM mobile phone service with a GSM phone number and Yahoo Phone In service with a Yahoo Phone In phone number. The user gives the GSM phone number to his stock broker while visiting his parents in a remote town in Kansas. The parents' house has broadband Internet access through the local cable company, but is outside of GSM signal coverage. The user uses his dual mode phone to sign on to Yahoo Phone In service using the broadband Internet access and is able to receive phone calls from his wife and children back home. Unfortunately, when his stock broker needs to consult with the user for an important stock purchase decision by dialing the GSM phone number, he is unable to reach the user.

In another example, a user uses a dual mode phone to receive a GSM mobile phone service, Yahoo Phone In service, SKYPE and two other phone services that are tailored to her participation in the local school and church. Each phone service is associated with a different phone number. A friend who knows only one of the five phone numbers can only reach the user if the associated phone service is available for her dual mode phone. A second friend who knows all five phone numbers will have to try calling the phone numbers one after another in order to reach the user.

Therefore, there is a need to provide a universal phone number service, that is, a service that allows a user to conveniently receive phone calls on any phone service with a single phone number.

SUMMARY OF THE INVENTION

In accordance with at least one aspect of the present invention a system is described for providing a universal phone number service having a universal phone number service gateway associated with at least one telephone system and a telephone associated with a universal phone number. In one embodiment the system includes a telephone connected to at least one telephone system to receive at least one phone service and is associated with at least one phone number for receiving the at least one phone service. In a preferred embodiment the telephone is connected to more than one telephone system, and the telephone is associated with more than one phone number.

In at least one embodiment a system is disclosed in which a universal phone number service gateway is provided that is associated with a datastore, the datastore optionally comprising a memory and optionally comprising a database. The datastore optionally further includes a route record associated with the universal phone number. The datastore may further include a subscriber record associated with the universal phone number, and the subscriber record preferably includes a phone number.

In another embodiment a method of routing a call to a telephone using a universal phone number is described whereby a telephone is connected to at least one telephone system to receive at least one phone service. Preferably the telephone is associated with a plurality of phone numbers, each of which is associated with a phone service. The universal telephone number is associated with the telephone and the telephone number(s), and calls destined for the universal telephone number are routed through a universal phone number service gateway using the telephone number to a telephone system associated with the telephone number. The universal phone number service gateway preferably routes a call to the telephone system using a standard-based protocol, a proprietary protocol, a corporate telephony trunking protocol or an Application Programming Interface.

In one embodiment the method includes creation of a route entry of a route record. In a preferred embodiment, the universal phone number service gateway connects to a datastore including the route record and a subscriber record, wherein the route record is associated with the universal phone number and the subscriber record is associated with the universal phone number and includes a phone number. In another embodiment, the method further includes obtaining an indication that the telephone system can route a phone call to the phone number; selecting a subscriber record based on the phone number; selecting a route record based on the universal phone number associated with the subscriber record; and creating a route entry in the route record. The route entry preferably includes the phone number and the identity of the telephone system.

Preferably the indication step takes place at the time of phone service subscription. However, this step may take place as further described herein.

In another embodiment the present invention includes a telephone associated with more than one phone number and a universal phone number, wherein any phone call placed to the universal phone number results in the call being completed to the telephone regardless of the service associated with the more than one phone number.

BRIEF DESCRIPTION OF DRAWINGS

For the purposes of illustrating the various aspects of the invention, there are shown in the drawings forms that are presently preferred, it being understood, however, that the invention is not limited to the precise arrangements and instrumentalities shown.

FIG. 1 illustrates a universal phone number service in accordance with at least one aspect of the present invention;

FIG. 2 illustrates a route entry of a route record in accordance with at least one aspect of the present invention;

FIG. 3 illustrates a universal phone number service in accordance with at least one aspect of the present invention;

FIG. 4 illustrates a universal phone number service in accordance with at least one aspect of the present invention;

FIG. 5 illustrates a universal phone number service in accordance with at least one aspect of the present invention; and

FIG. 6 illustrates a universal phone number service in accordance with at least one aspect of the present invention.

DETAILED DESCRIPTION OF THE PREFERRED EMBODIMENTS

In the following description, for the purposes of explanation, specific numbers, materials and configurations are set forth in order to provide a thorough understanding of the invention. It will be apparent, however, to a person of ordinary skill in the art, that these specific details are merely exemplary embodiments of the invention. In some instances, well known features may be omitted or simplified so as not to obscure the present invention. Furthermore, reference in the specification to “one embodiment” or “an embodiment” is not meant to limit the scope of the invention, but instead merely provides an example of a particular feature, structure or characteristic of the invention described in connection with the embodiment. Insofar as various embodiments are described herein, the appearances of the phrase “in an embodiment” in various places in the specification are not meant to refer to a single or same embodiment.

With reference to the drawings, wherein like numerals indicate like elements, there is shown in FIG. 1 in accordance with at least one embodiment, a simplified block diagram depicting a system 100 providing a universal phone number service, the system 100 including a universal phone number service gateway 180 associated with at least one telephone system and a telephone 110 associated with a universal phone number 114.

Telephone 110 is connected to at least one telephone system to receive at least one phone service and is associated with at least one phone number for receiving the at least one phone service. For example, telephone 110 connects to a first telephone system 134 to receive a first phone service, and is associated with a first phone number 164 for the first phone service. Telephone 110 connects to a second telephone system 138 to receive a second phone service and is associated with a second phone number 168 for the second phone service.

Telephone systems 134 and 138 are selected from, for example, a cellular phone system, such as a Global Service for Mobile Communications (GSM) system, or a W-CDMA (Wideband Code Division Multiple Access) system; a Voice over IP (VoIP) phone system; an Instant Message (IM) based phone system, such as, but not limited to Yahoo! Phone In service; a public phone system; a corporate phone system; or a residential phone system.

A universal phone number service gateway 180 connects to a telephone network 190. A phone call 195 through telephone network 190 destined to universal phone number 114 is routed to universal phone number service gateway 180. Telephone network 190 may be without limitation a public telephony network such as Public Switched Telephone Network (PSTN), Voice over IP network (VoIP), or cellular telephony network; a corporate telephone network; or an IM based telephone network. Universal phone number 114 may be a public telephone number; a corporate telephone number; or an IM user identity, such as, but not limited to a screen name or a user name.

Universal phone number service gateway 180 includes the functionality of a telephone system 181 for receiving and routing a phone call. Universal phone number service gateway 180 receives phone call 195 using telephone system 181.

In one embodiment, universal phone number service gateway 180 determines first telephone system 134 to route

phone call 195. An example of a process of determining a telephone system to route a phone call is illustrated in FIG. 1. Universal phone number service gateway 180 routes phone call 195 to telephone system 134 using the first phone number 164. First telephone system 134 receives phone call 195. First telephone system 134 routes phone call 195 to telephone 110 based on first phone number 164. Routing phone call 195 to telephone 110 from telephone system 134 is well known to those skilled in the art.

Depending on the application and particular embodiment, a universal phone number service gateway 180 may route a phone call to a telephone system 134 or 138 using a standard-based protocol such as Integrated System Digital Network (ISDN) Primary Rate (PRI) protocol, Signaling System 7 (SS7) ISDN User Part (ISUP) protocol, or Session Initiation Protocol (SIP). In another embodiment, a universal phone number service gateway 180 may route a phone call to a telephone system 134 or 138 using a proprietary protocol, such as a SIP protocol extension, or a corporate telephony trunking protocol. In yet another embodiment, and not by way of limitation, a universal phone number service gateway 180 may route a phone call using an Application Programming Interface (API).

By way of example, a caller using a universal phone number service in accordance with the present invention may use universal phone number 114 to send a short message or a multimedia message. Telephone 110 sends the message through a universal phone number service gateway 180. In one embodiment, telephone 110 sends the message through first telephone system 134 to universal phone number service gateway 180.

In another embodiment, a short message or a multimedia message is sent to universal phone number 114. Universal phone number service gateway 180 delivers the message to telephone 110 as described herein. In another embodiment, universal phone number service gateway 180 delivers the message through second telephone system 138 to telephone 110.

Now referring to FIG. 2 a process for a universal phone number service gateway 180 to create a route entry 202 of a route record 200 is depicted.

In accordance with one embodiment telephone 210 is associated with universal phone number 214 for the universal phone number service 100. Telephone 210 is further associated with phone number 264 for receiving phone service from telephone system 234. Universal phone number service gateway 180 connects to a datastore 287. Datastore 287 may include a memory, a flash memory, a hard disk or the like. Datastore 287 may include a database. In one embodiment, universal phone number service gateway 180 includes datastore 287.

Datastore 287 preferably includes route record 200 and subscriber record 220. In one embodiment route record 200 is associated with universal phone number 214. Subscriber record 220 is associated with universal phone number 214 and includes phone number 264.

A universal phone number service gateway 180 obtains indication 239 that telephone system 234 can route a phone call to phone number 264. Universal phone number service gateway 180 selects subscriber record 220 based on phone number 264. Universal phone number service gateway 180 further selects route record 200 based on universal phone number 214 associated to subscriber record 220. Universal phone number service gateway 180 creates a route entry 202 in route record 200. Route entry 202 includes phone number 264 and identity of telephone system 234.

Universal phone number service gateway **180** may obtain indication **239** through a number of means. In one embodiment, telephone system **234** provides a phone service, such as Plain Old Telephone Service (POTS), or a residential Voice over IP (VoIP) service. Universal phone number service gateway **180** preferably obtains indication **239** at the time of the phone service subscription. In one embodiment, universal phone number service gateway **180** obtains indication **239** through a service ordering process by an operator.

By way of example only, in one embodiment, telephone system **234** provides a mobile phone service, such as GSM service. In this embodiment for example universal phone number service gateway **180** obtains indication **239** from a Home Location Register (HLR) or a Home Subscriber Server (HSS).

In another embodiment, telephone system **234** provides an Instant Message based phone service such as, but not limited to Google Talk, or Yahoo Phone In. In this embodiment, universal phone number service gateway **180** may obtain indication **239** from an Instant Message Presence Server for example.

In a further embodiment, telephone system **234** provides a phone service based on IP Multimedia Subsystem (IMS). In this embodiment, universal phone number service gateway **180** may for example obtain indication **239** from IMS. In another embodiment, universal phone number service gateway **180** obtains indication **239** from a Proxy Call Session Control Function (P-CSCF) serving telephone **210**.

In one embodiment, universal phone number service gateway **180** obtains an indication **239** periodically, such as every 2 minutes, 20 minutes or 2 hours. In one embodiment, universal phone number service gateway **180** obtains an indication **239** at a random time. In one embodiment, universal phone number service gateway **180** obtains an indication **239** when the location of telephone **210** has changed. In another embodiment, universal phone number service gateway **180** obtains indication **239** when the presence status of a phone number has changed.

Now referring to FIG. **3** an example of a process of routing a phone call by a universal phone number service gateway **180** is illustrated. Universal phone number service gateway **180** includes telephone system **381** and route selector **382**. Telephone system **381** receives a phone call **395** destined for universal phone number **314**. Telephone system **381** queries route selector **382** for a routing decision by sending universal phone number **314** to route selector **382**.

Route selector **382** receives universal phone number **314**. In one embodiment, route selector **382** connects to datastore **387**. Datastore **387** includes route record **300** associated with universal phone number **314**.

Route selector **382** selects route entry **302** in route record **300** in accordance with processes further exemplified and illustrated in FIGS. **4**, **5** and **6**. Route entry **302** includes phone number **364** and identity of telephone system **334**. Route selector **382** sends phone number **364** and identity of telephone system **334** to telephone system **381**. Telephone system **381** routes phone call **395** to telephone system **334** with phone number **364**.

Route selection may be based on a variety of criteria such as, but not limited to service quality, user preference, user input and the like. Now referring to FIG. **4**, a process of selecting a route entry based on service quality is illustrated. In this embodiment, route record **400** is associated with universal phone number **414** and preferably includes route entries such as route entries **407** and **408**. Route entry **407** includes identity of telephone system **434** and route entry **408** includes identity of telephone system **438**. Telephone **410** is associated with universal phone number **414**.

In one embodiment, route entries **407** and **408** include respective service qualities **4071** and **4081**. The service qualities **4071** and **4081** respectively indicate a voice quality of a phone call routed through telephone systems **434** and **438** to telephone **410**.

Service qualities **4071** and **4081** may represent various attributes. In one embodiment, service qualities **4071** or **4081** may represent the predicted signal strength of the radio link between a cellular telephone system **434** or **438** and telephone **410**. For example, service quality **4071/4081** may be considered "good" if the predicated signal strength is above 20 dB-microvolts per square meter (dBμV/m²); "fair" if the predicted signal strength is between 10 to 20 dBμV/m²; and "poor" if the predicted signal strength is below 10 dBμV/m².

In another embodiment, service quality **4071/4081** represents the average packet loss rate in a VoIP-based telephone system **434/438** respectively. For example, service quality **4071/4081** may be considered "good" if the predicted packet loss rate is below 1 percent; "fair" if the average packet loss rate is between 1-5 percent; and "poor" if the predicted packet loss rate is above 5 percent. In other embodiments, service quality **4071/4081** may represent the predicted jitter or predicted packet delay for the routed phone call.

In another embodiment, service quality **4071/4081** may represent the current network traffic load of a circuit switching based telephone system **434/438**. For example, service quality **4071/4081** may be considered "good" if the current network traffic load is below 20 percent; "fair" if the current network traffic load is between 20-80 percent; and "poor" if the current network traffic load is above 80 percent.

In another embodiment, route selector **482** queries for service quality **4071/4081** from telephone systems **434/438**. Route selector **482** compares service quality **4071** and service quality **4081**. For example, service quality **4071** may be found "fair" and service quality **4081** found "good". Route selector **482** determines service quality **4081** is better and selects route entry **408** based on service quality **4081**.

Now referring to FIG. **5** a process of selecting a route entry based on user preference is illustrated. In accordance with this embodiment, route record **500** is associated with universal phone number **514**. Route record **500** includes route entry **507** associated with telephone system **534** and route entry **508** associated with telephone system **538**. Subscriber record **520** is associated with universal phone number **514**, and includes a user preference **525**. In one embodiment, user preference **525** includes a preferred phone service type **5251**. Route entries **507** and **508** include phone service types **5071** and **5081** respectively.

In one embodiment, universal phone number service gateway **180** obtains phone service types **5071** and/or **5081** as an indication **239** as illustrated in FIG. **2**. For example, preferred phone service type **5251** may be "mobile phone services". In one scenario for example, wherein phone service type **5071** is "IM-based phone service" and phone service type **5081** is "mobile phone service", route selector **582** determines that phone service type **5081** matches preferred phone service type **5251**; route selector **582** selects route entry **508**.

In one embodiment, user preference **525** includes a preferred phone service type associated with a time. Route selector **582** connects to a clock that indicates the current time of day. Route selector **582** selects route entry **508** whose phone service type **5081** matches the preferred phone service type and the associated time matching the current time of day.

Now referring to FIG. **6** a process of selecting a route entry based on user input is depicted. In accordance with one embodiment route record **600** is associated with a universal phone number **614**. Route record **600** includes route entries

such as for example route entry **607** associated with telephone system **634** and route entry **608** associated with telephone system **638**. Telephone **610** is associated with universal phone number **614**. It will be apparent to those skilled in the art route record **600** may include multiple route entries. 5

A universal phone number service gateway **180** includes route selector **682**. Route selector **682** connects to telephone **610**. In one embodiment, route selector **682** connects to telephone **610** over a network such as, but not limited to a network or cellular network; or using a message service such as, but not limited to paging service, Short Message Service, Multimedia Messaging Service (MMS) or Instant Messaging (IM) service. 10

Route selector **682** sends a query **686** to telephone **610** for the selection of a telephone system. Query **686** includes information about telephone systems **634** and **638**, such as the identities of telephone systems **634** and **638**. By way of examples, route selector **682** may use a Short Message Service (SMS) or an IM service to send query **686**; or route selector **682** may send query **686** using a network or other protocol such as a proprietary protocol. Telephone **610** receives query **686**. In one embodiment, telephone **610** includes a graphic user interface (GUI) such as but not limited to a display screen (not shown). Telephone **610** displays the identities of telephone systems **634** and **638** on the GUI. 15 20 25

Telephone **610** provides input means, such as a dialpad, navigation keys or stylus, for a user to select a telephone system. In this illustration, telephone **610** receives from the input means that the user has selected telephone system **638**. Telephone **610** sends a reply **688** to route selector **682** indicating the selection of telephone system **638**. Route selector **682** receives reply **688**. Based on the indicated telephone system **638**, route selector **682** selects route entry **608**. 30

In accordance with one embodiment, route selector **682** may select a route entry **608** based on phone call type, such as a voice-only, or a video phone call. In another embodiment, a route entry **608** includes a plurality of phone call types supported by the associated telephone system. Route selector **682** in this embodiment selects a route entry **608** whose supported phone call types include the phone call type of the phone call. 35 40

In another embodiment, a preferred phone service type is associated with a caller identity. Route selector **682** selects a route entry **608** whose phone service type matches the preferred phone service type and the caller identity of phone call matches the associated caller identity. 45

Although the invention herein has been described with reference to particular embodiments, it is to be understood that these embodiments are merely illustrative of the principles and applications of the present invention. It is therefore to be understood that numerous modifications may be made to the illustrative embodiments and that other arrangements may be devised without departing from the spirit and scope of the present invention as defined by the appended claims. 50 55

The invention claimed is:

1. A system for providing a universal phone number service to a user comprising:

a universal phone number service gateway associated with at least one telephone network,

one user telephone associated with a universal phone number, wherein the one user telephone is connected to plural telephone systems to receive telecommunication services therefrom and is associated with plural phone numbers, each of the phone numbers associated with a different one of the plural telephone systems, and 60 65

wherein the universal phone number service gateway comprises a route selector and is associated with a datastore, the datastore comprising a memory and a database, the datastore further comprising a route record associated with the universal phone number and a subscriber record associated with the universal phone number, the subscriber record comprising the plural phone numbers and the plural telephone systems associated therewith, wherein the universal phone number service gateway is operable to select a subscriber record based on a selected one of plural phone numbers and is further operable to select a route record based on the universal phone number associated with the selected subscriber record, wherein the route selector is operable to select the route record to route an incoming call based on criteria selected from at least one of service quality, user preference, time and user input using the telephone system associated with the selected one of the plural phone numbers to the one user telephone associated with the universal phone number. 65 70 75 80

2. The system according to claim 1 wherein the plural telephone systems are selected from a cellular phone system, a W-CDMA phone system, a VoIP phone system, an Instant Message based phone system, a public phone system, a corporate phone system and a residential phone system. 85

3. The system according to claim 1 wherein the at least one telephone network is selected from a public telephony network, voice over IP network (VoIP), cellular telephony network, a corporate telephone network and an Instant Message based telephone network. 90

4. The system according to claim 1 wherein the universal phone number is selected from a public telephone number, a corporate telephone number and an Instant Message user identity. 95

5. A method of routing a call to a telephone of a user using a universal phone number comprising:

providing one user telephone connected to plural telephone systems to receive telecommunication services from each of the plural telephone systems, the one user telephone having associated therewith plural telephone numbers, wherein the plural telephone numbers comprise a separate phone number for each of the plural telephone systems;

providing a universal telephone number associated with said one user telephone and each of the plural telephone numbers;

routing a phone call destined for the universal telephone number to a universal phone number service gateway having a route selector;

providing plural route records for selection by the route selector, each of the route records comprising a route entry including a telephone number and associated telephone system;

selecting one of the plural route records to route the phone call; and

routing the phone call from the universal phone number service gateway to the one user telephone based on criteria selected from at least one of service quality, user preference, time and user input via one of the plural telephone systems associated with the one user telephone according to the selected route record. 100 105 110 115

6. The method according to claim 5 wherein the universal phone number service gateway routes a call to the telephone system using a standard-based protocol. 120

7. The method according to claim 6 wherein the standard-based protocol is selected from the group consisting of an ISDN PRI protocol, SS7 ISDN ISUP protocol, and SIP. 125

8. The method according to claim 5 wherein the universal phone number gateway routes a call to the telephone system 130

using a protocol selected from a proprietary protocol, a corporate telephony trunking protocol and an Application Programming Interface.

9. The method according to claim 5 comprising the step of creating a route entry of a route record after routing a call. 5

10. The method according to claim 9, wherein the universal phone number service gateway connects to a datastore including the route record and a subscriber record, wherein the route record is associated with the universal phone number and the subscriber record is associated with the universal phone number and includes the plural phone numbers. 10

11. The method according to claim 10 comprising obtaining an indication that the telephone system can route a phone call to a selected one of the plural phone numbers; selecting a subscriber record based on the plural phone numbers; selecting a route record based on the universal phone number associated with the subscriber record; and creating a route entry in the route record. 15

12. The method according to claim 11, wherein the obtaining an indication step takes place at the time of phone service subscription. 20

13. The method according to claim 5, wherein the telephone systems providing service are selected from the group consisting of mobile phone service, an Instant Message based phone service, and phone service based on IP Multimedia Subsystem. 25

14. The method according to claim 11, wherein the universal phone number service gateway obtains an indication periodically.

15. The system according to claim 1 wherein the universal phone number service gateway is operable to create a route entry comprising the selected one of the plural phone numbers and the telephone system associated therewith. 30

* * * * *